

# **TS SYSTEM CATALOG**

003	INTRODUCTION
012	CONTENTS
018	TS SYSTEM
116	USER MANUAL

## CEO'S Message

### Providing cutting edge technology and superior quality

Making products that dentists want to use,  
trust, and are satisfied with :  
This is our mission at **OSSEM IMPLANT**



**We are forever grateful  
to all the dentists  
who have given  
unwavering support to  
OSSTEM IMPLANT**

Thank you for using Osstem Implant. Osstem, Korea's first implant manufacturer, has secured world-class implant competitiveness through continuous R&D investment and quality innovation. It has grown to become Asia-Pacific No.1 and World No.5 Implant Company. In addition to dental implants and treatment tools, we are leading the development of products that are essential for dentists, including dental equipment, dental materials, and dental IT, and contribute to the development of the dental industry. The comprehensive catalog of the 2018-19 product series published here shows Osstem's technology-rich products. We have focused on catalog structure so that it is convenient to browse and order products. In particular, in the case of fixtures, abutments, and surgical tools, we introduced the diameter, length, and functions in detail.

GBR products are also easy to order by type, size and capacity. In addition, the product release date and time are displayed so that customers can understand when the existing product is released and what the newly released product is. We also introduced the CAD/CAM product in terms of preparing the digital dentistry, a major trend in the dentistry. In terms of design, we also implemented high-quality images of representative products by specification. By applying representative colors for each product system, it is easy to sort by category. We hope this will help you effectively find and purchase the products you need from the dental clinic of 2018-19. Osstem Implant will continue to develop products that the dentist can trust. We will work to create greater customer value. Thank you.

CEO of OSSTEM IMPLANT  
Choi Kyu-ok (DDS.Ph.D)

# Worldwide & History



## 1997

- 01 Established 'Osstem Co., Ltd.'
- 12 Released 'Doobunae' (health insurance claim application software program)

## 2001

- 01 Obtained CE-0434 certification
- 03 Established AIC training center

## 2000

- 06 Released 'Hanaro' (dentistry management software)
- 10 Acquired sumin comprehensive dental materials

## 2002

- 01 Established Osstem Implant R&D center
- 08 Obtained FDA certification, launched USII line
- 10 Launched SSII line

## 2006

- 03 Changed the company name to Osstem Implant Co., Ltd
- 04 Obtained GOST-R certification (russia)
- 12 Established 12 overseas branches (first round)

## 2007

- 02 Listed on KOSDAQ and began trading publicly
- 06 Selected as No.1 products for the next generation and obtained TGA certification (australia)

## 2008

- 01 Established osstem bone science research center
- 12 Selected as a managing organization for the national strategic technology development project

## 2009

- 10 Obtained approval for medical device manufacturing and sale from the ministry of health, labor and welfare, japan

## 2010

- 03 Launched TSIII SA line
- 06 Launched TSIII HA line

## 2011

- 06 Osstem Implant R&D center was selected as ATC (advanced technology center)
- 07 Selected as 'World Champ' business
- 12 Launched 'K2 unit chair', which was selected as a 'World Class Product'

## 2012

- 06 Launched TSIII CA line
- 07 Established osstem dental equipment research institute

## 2013

- 01 Launched osstem xenograft material 'A-Oss'
- 09 Launched 'K3 unit chair'
- 10 Selected as a 'Hidden Champion' company

## 2014

- 05 Selected as 'World Class 300'
- 05 Released 'HyFlex', an impression material
- 08 Released 'BeauTis' whitening material

## 2015

- 03 Established Osstem BioPharma Co., Ltd.
- 12 Awarded 'USD 50 Million Export Tower'

## 2016

- 01 Established Vussen Co., Ltd.
- 03 Acquired Cardiotec Co., Ltd.
- 08 Acquired Hubit Co., Ltd.
- 11 Launched OneGuide system

## 2017

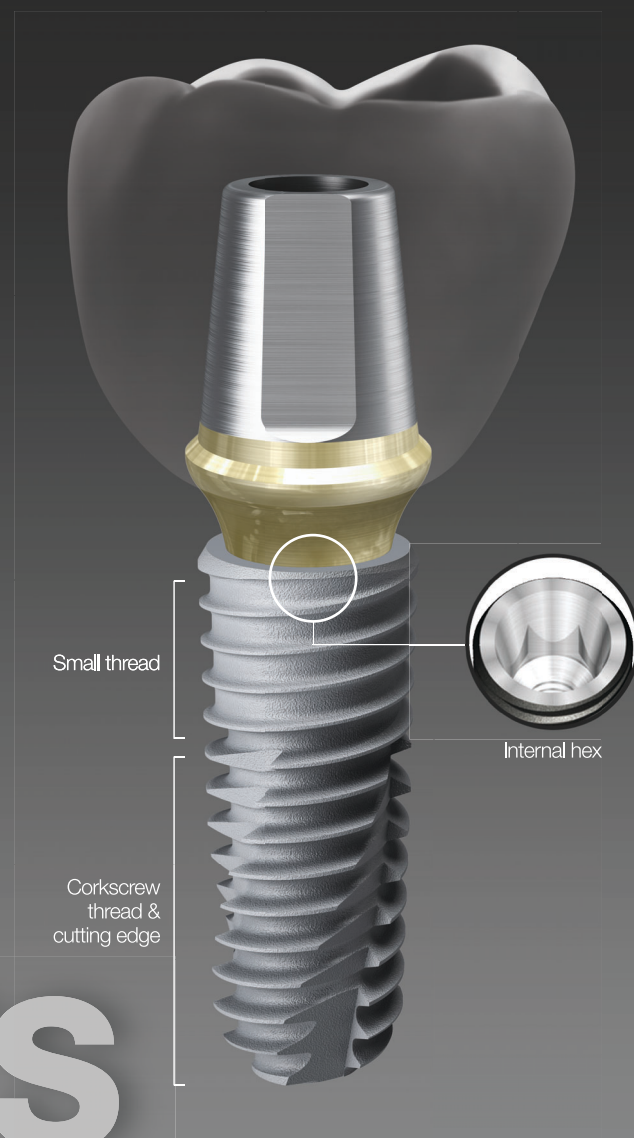
- 12 2017 presidential commendation for job creation

## 2018

- 01 TS exceeded 10 million production

# OSSTEM<sup>®</sup> Implant Design feature

**OSSTEM IMPLANT** has revolutionized implant dentistry in South Korea. With a focus on aggressive R&D, a commitment to education and a dedication to manufacturing the best products, Osstem Implant's ultimate goal is to become the global leader in implant dentistry.



### Submerged type implant with an internal hex and 11 tapered connection

- Internal connection type - Mini / Regular
- Excellent initial stability in soft bone due to smaller threads in the upper section
- Corkscrew thread with cutting edges
  - Strong self-threading effect for easy fixture path
  - Higher initial stability and consistent insertion torque
- Different body types to properly match the patient's bone quality and clinical condition
  - TSII (straight body) : easy to adjust depth
  - TSIII (1.5° tapered body) : excellent initial stability necessary for immediate loading, even in soft bone
  - TSIV (6° tapered body) : specifically designed for the maxillary sinus and soft bone, excellent initial stability
- Available surface types - SA / CA / HA / BA / SOI

### Non-submerged type implant with an internal octa and 8 tapered connection

- Internal connection type - Regular / Wide
- Corkscrew thread with cutting edges
  - Strong self-threading effect for easy fixture path
  - Higher initial stability and consistent insertion torque
- Different body types to properly match the patient's bone quality and clinical condition
  - SSII (straight body) : easy to adjust the insertion depth
  - SSIII (1.5° tapered body) : excellent initial stability necessary for immediate loading, even in soft bone
- Available surface types - SA / CA / HA / BA

### Submerged type implant with an external hex connection structure

- Internal connection type - Mini / Regular / Wide / Wide PS
- Corkscrew thread with cutting edges
  - Strong self-threading effect for easy fixture path
  - Higher initial stability and consistent insertion torque
- Different body types to properly match the patient's bone quality and clinical condition
  - USII (straight body) : easy to adjust the insertion depth
  - USIII (1.5° tapered body) : excellent initial stability necessary for immediate loading, even in soft bone
  - USIV (6° tapered body) : specifically designed for the maxillary sinus and soft bone, excellent initial stability
- Available surface types - SA / CA




Each implant system has its own unique color code

# OSSTEM<sup>®</sup> Implant Surface feature

The key factor in providing implant treatment safely and efficiently is surface technology.

**OSSTEM IMPLANT** is proud of its cutting-edge surface technology.



## Acid Treated Optimized Surface

- Ra 2.5~3.0 $\mu$ m surface roughness (note : the upper 0.5mm part of the implant has Ra 0.5~0.6 $\mu$ m)
- Consistent surface micro pits between 1 to 3 $\mu$ m
- Surface area is increased by 46 percent compared to RBM treated implants

## In-vitro & In-vivo Bone Response

- 20% improvement in osteoblast separation and ossification compared to RBM
- Initial bone reaction performance in animal model (mini-pig)
- 48% improvement in initial stability (RT, 4 weeks) compared to RBM
- 20% improvement in ossification (BIC, 4 weeks) compared to RBM

## Super-hydrophilic SA surface suspended in a calcium solution

- Same SA surface morphology
- Optimizing surface reaction by suspension in a calcium (CaCl<sub>2</sub>) solution
- Increased new bone formation area due to the excellent blood wettability
- Bone response improved in early osseointegration stage compared to standard SA surface

## In-vitro & In-vivo Bone Response

- Protein and cellular adhesion tripled compared to SA surfaces
- Initial cellular differentiation by 19 percent compared to SA surfaces (7 days)
- Initial stability increased by 34 percent compared to SA surfaces (RT at 4 weeks)
- Ossification rate Increased by 26 percent compared to SA surfaces (BIC at 4 weeks)

## Premium high-crystalline HA-coated surface

- 30 to 60 $\mu$ m thick high-crystalline HA coating
- HA coated onto a RBM surface (Ra 3.0 to 3.5 $\mu$ m)
- High HA crystalline over 98 percent
- Solved the problem with low-crystalline HA resorption

## In-vitro & In-vivo Bone Response

- Excellent biocompatibility in HA that is similar to bone
- Initial ossification by osteoblasts doubled compared to SA surfaces (5 days)
- 40% improvement in initial stability (RT, 4 weeks) in animal models compared to SA
- Suitable for poor bone quality, tooth extraction sites or immediate implant insertion

## Premium low crystalline nano-HA coated SA surface

- SA surface (Ra 2.5 to 3.0 $\mu$ m) coated with HA
- 10nm ultra-thin HA coating
- Dual function between titanium and HA
- HA is naturally resorbed during ossification

## In-vitro & In-vivo Bone Response

- Advantages of both SA and HA surfaces
- SA's ability to maintain an optimal surface
- HA's ability to form high quality initial bone, even in a poor bone quality
- 40% improvement in ossification (BIC) compared to SA
- It is applicable to all types of bone quality

## Next-generation surface coated with special material (K material)

- Activation of blood clot formation
- Avoid carbon adsorption in air
- Coating of K material on SA surface (Ra 2.0~3.0 $\mu$ m)
- Superior blood wettability with super hydrophilic surface.

## In-vitro & In-vivo Bone Response






- Protein and cellular adhesion 130 times increase compared to SA surface
- Initial stability increased by 57 percent compared to SA surfaces (RT at 4 weeks)
- Surface with the shortest duration of surgery






# TS SYSTEM Contents 1/2

018 TSII SA Fixture  020 TSII CA Fixture  022 TSII BA Fixture  024 TSIII SA Fixture  026 TSIII CA Fixture 

075 OneFit Abutment  075 Scan Body  076 OneFit Zr Abutment  077 Pre-Milled Abutment  078 Link Abutment for Public 



028 TSIII BA Fixture  030 TSIII SOI Fixture  032 TSIII HA Fixture  034 TSIV SA Fixture  036 TSIV CA Fixture 



080 Link Abutment for Cerec  081 Scan Post  081 Scan Body  082 ZioCera Abutment  084 ZioCera Angled Abutment 

038 TSIV BA Fixture  040 Simple Mount  040 Cover Screw  041 Healing Abutment  042 Custom Healing Abutment 

085 Quick Temporary Abutment  087 Temporary Abutment  089 Multi Abutment  090 Multi Abutment Outer Driver  090 Multi Abutment Machine Driver 

045 Rigid Abutment  048 Rigid Protect Cap  048 Rigid Retraction Cap  048 Rigid Impression Coping  049 Rigid Burn-out Cylinder 

090 Multi Abutment NP-Cast Cylinder  091 Multi Combination Cylinder  092 Multi Angled Abutment  095 Convertible Abutment  097 Convertible Combination Cylinder 






049 Rigid Lab Analog  050 Transfer Abutment  054 Transfer ID Abutment  058 Bite Impression Coping  058 Bite Impression Coping Driver 

097 Convertible Angled Cylinder  097 Convertible GoldCast Cylinder  098 Convertible Temporary Cylinder  098 Convertible Plastic Cylinder  099 Convertible Pick-up Impression Coping 

059 Bite Index  060 Fixture Pick-up Impression Coping  061 Fixture Transfer Impression Coping  062 Laboratory Screw  062 Fixture Lab Analog 

099 Convertible Transfer Impression Coping  100 Convertible Protect Cap  100 Convertible Lab Analog  100 Convertible Polishing Protector  103 Stud Abutment 

065 Angled Abutment  067 FreeForm ST Abutment  069 FreeForm ST ID Abutment  071 GoldCast Abutment  072 NP-Cast Abutment 

104 O-ring Retainer Cap Set  104 O-ring Retainer Set  104 O-ring Set  104 O-ring Lab Analog  105 Locator® Abutment 

# TS SYSTEM Contents 2/2

106  
Locator®  
Male  
Processing  
Kit



106  
Locator®  
Replacement  
Male



106  
Locator®  
Extended  
Replacement  
Male



107  
Locator®  
Black  
Processing  
Male



107  
Locator®  
Block Out  
Spacers



107  
Locator®  
Impression  
Coping



107  
Locator®  
Lab Analog



108  
Locator®  
Core Tool



108  
Locator®  
Torque  
Driver



109  
Port  
Angled  
Abutment



111  
Port  
Angled  
Abutment  
Head



112  
OneSeal



113  
TS  
Abutment  
Selector




114  
Scan  
Healing  
Abutment



115  
Scan  
Healing  
Abutment  
Carrier





# TS SYSTEM

**OSSTEM<sup>®</sup>**  
IMPLANT

## FIXTURE

- 018 TSII SA Fixture
- 020 TSII CA Fixture
- 022 TSII BA Fixture
- 024 TSIII SA Fixture
- 026 TSIII CA Fixture
- 028 TSIII BA Fixture
- 030 TSIII SOI Fixture
- 032 TSIII HA Fixture
- 034 TSIV SA Fixture
- 036 TSIV CA Fixture
- 038 TSIV BA Fixture
- 040 Simple Mount
- 040 Cover Screw
- 041 Healing Abutment
- 042 Custom Healing Abutment

## COMPONENTS

- 044 PROSTHETIC FLOW DIAGRAM 1
- 045 Rigid Abutment
- 050 Transfer Abutment
- 064 PROSTHETIC FLOW DIAGRAM 2
- 065 Angled / FreeForm ST Abutment
- 071 GoldCast / NP-Cast Abutment
- 074 PROSTHETIC FLOW DIAGRAM 3
- 075 OneFit / OneFit Zr Abutment
- 077 Pre-Milled Abutment
- 078 Link Abutment (for Public / Cerec)
- 082 Ziocera (Angled) Abutment
- 085 Temporary Abutment (Quick)
- 088 PROSTHETIC FLOW DIAGRAM 4
- 089 Multi (Angled) Abutment
- 094 PROSTHETIC FLOW DIAGRAM 5
- 095 Convertible Abutment
- 102 PROSTHETIC FLOW DIAGRAM 6
- 103 Stud / Locator<sup>®</sup> Abutment
- 109 Port Angled Abutment
- 112 OneSeal / TS Abutment Selector
- 114 Scan Healing Abutment



# TSII SA Fixture

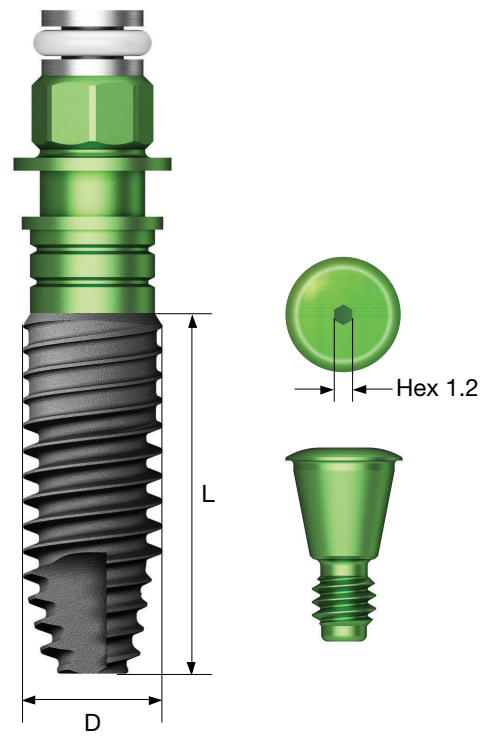
- Submerged type implant with an internal hex and 11° tapered connection
- Optimized screw thread design with the ideal SA surface
- Straight body design allows easy insertion depth adjustments
- Excellent initial stability in soft bone due to small threads in the upper section
- Corkscrew threading with excellent self-threading effect
- Recommended insertion torque : ≤40 Ncm
- ※ Fixtures with a diameter of 4.5mm or more are recommended for the posterior area

**NoMount fixture order code**

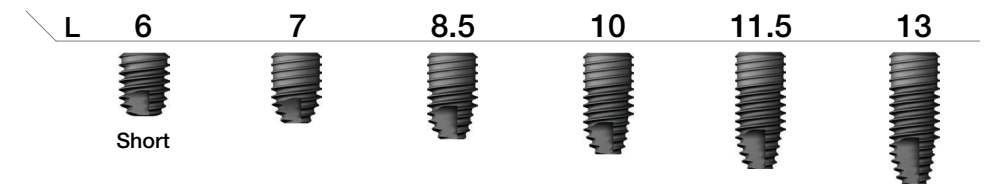
: fixture product code (ex : TS2S4010S)

**Pre-Mounted fixture (fixture + mount + cover screw) order code**

: B + fixture product code (ex : BTS2S4010S)



**D Ø5.0  
Hex 2.5**

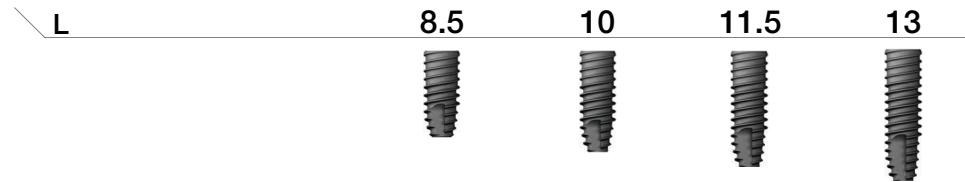


TS2S5006S TS2S5007S TS2S5008S TS2S5010S TS2S5011S TS2S5013S

TS SYSTEM

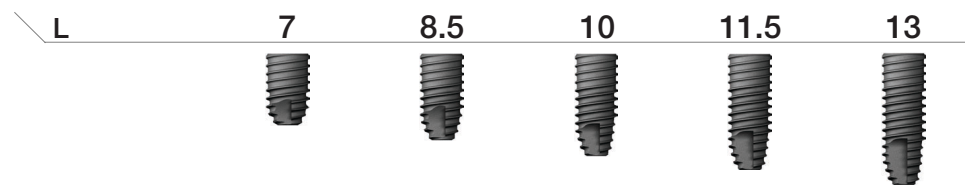
018

**D Ø3.5  
Hex 2.1**




TS2M3508S TS2M3510S TS2M3511S TS2M3513S

**D Ø4.0  
Hex 2.5**



TS2S4007S TS2S4008S TS2S4010S TS2S4011S TS2S4013S

**D Ø4.5  
Hex 2.5**



TS2S4507S TS2S4508S TS2S4510S TS2S4511S TS2S4513S

Nominal and actual diameters may slightly differ

Caution For a short implant, a sufficient healing period is strongly recommended. A short implant should be splinted with another implant when considering prosthetic options.

TS SYSTEM

019

# TSII CA Fixture

- A submerged type implant with internal hex and taper connection of 11°
- Changed to super-hydrophilic SA surface supported in calcium solution
- Taper body design with excellent initial fixation
- The effect of improving the initial fixation force in soft bone by applying the upper part small thread
- Powerful self-threading effect with corkscrew thread

### Ultra-wide

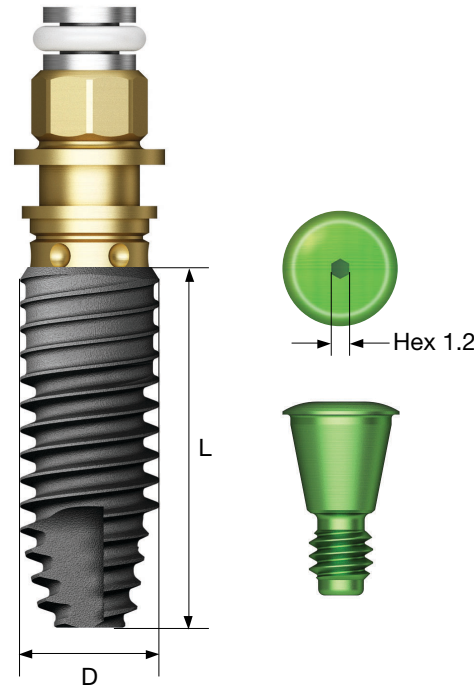
- Useful for posterior extraction and immediate implant placement case, and for replacement of failed implant case
- Optimized apex design ensures stable initial fixation force even at the extraction and bottom 3mm
- Recommended implant placement torque : below 40Ncm
- ※ In posterior single case, fixture with diameter of 4.5mm or more is recommended

### NoMount fixture order code

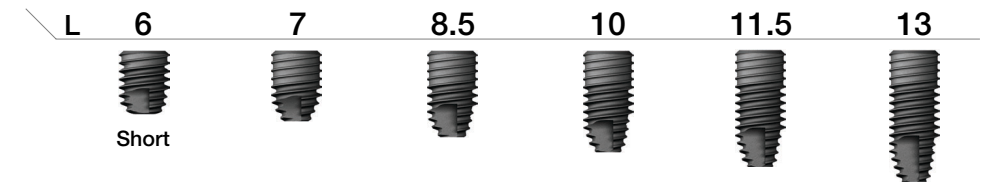
: fixture product code (ex : TS2S4010C)

### Pre-Mounted fixture (fixture + mount + cover screw) order code

: B + fixture product code (ex : BTS2S4010C)




D Ø5.0  
Hex 2.5



TS2S5006C TS2S5007C TS2S5008C TS2S5010C TS2S5011C TS2S5013C


### Ultra-Wide

D Ø6.0  
Hex 2.5



TS2S6006C TS2S6007C TS2S6008C TS2S6010C TS2S6011C TS2S6013C

D Ø7.0  
Hex 2.5

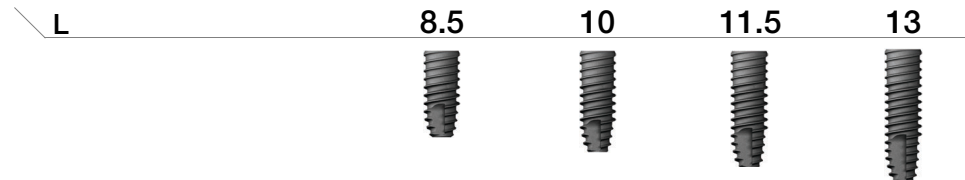


TS2S7006C TS2S7007C TS2S7008C TS2S7010C TS2S7011C TS2S7013C

Nominal and actual diameters may slightly differ


Caution For a short implant, a sufficient healing period is strongly recommended. A short implant should be splinted with another implant when considering prosthetic options.

D Ø3.5  
Hex 2.1




TS2M3508C TS2M3510C TS2M3511C TS2M3513C

D Ø4.0  
Hex 2.5



TS2S4007C TS2S4008C TS2S4010C TS2S4011C TS2S4013C

D Ø4.5  
Hex 2.5



TS2S4507C TS2S4508C TS2S4510C TS2S4511C TS2S4513C

# TSII BA Fixture

- Submerged type implant with an internal hex and 11° tapered connection
- SA surface coated with premium low crystalline nano-HA
- Bio-absorbable coating with no risk of fracturing or flaking off
- Straight body design allows easy insertion depth adjustments
- Excellent initial stability in soft bone due to small threads in the upper section
- Corkscrew threading with excellent self-threading effect

### Ultra-wide

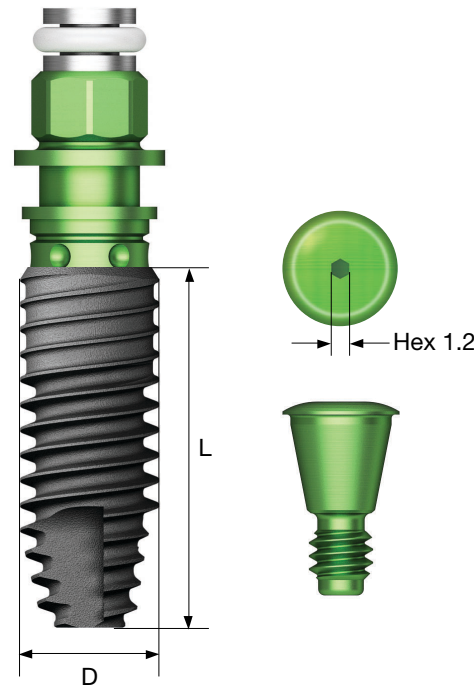
- Ideal for an extracted tooth site in the posterior area, for immediate placement, or for replacing a failed implant
- Apex is specifically design for excellent initial stability in an extracted tooth site
- Recommended insertion torque : ≤40 Ncm
- ※ Fixtures with a diameter of 4.5mm or more are recommended for the posterior area

### NoMount fixture order code

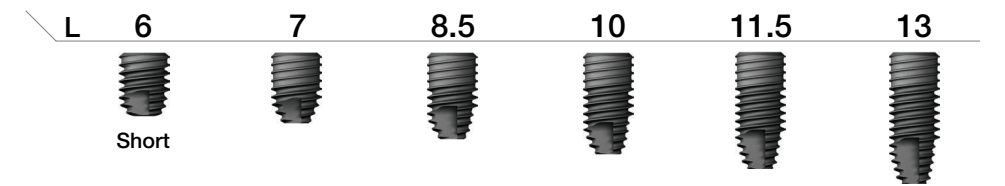
: fixture product code (ex : TS2S4010B)

### Pre-Mounted fixture (fixture + mount + cover screw) order code

: B + fixture product code (ex : BTS2S4010B)




D Ø5.0  
Hex 2.5



TS2S5006B TS2S5007B TS2S5008B TS2S5010B TS2S5011B TS2S5013B


### Ultra-Wide

D Ø6.0  
Hex 2.5



TS2S6006B TS2S6007B TS2S6008B TS2S6010B TS2S6011B TS2S6013B

D Ø7.0  
Hex 2.5




TS2S7006B TS2S7007B TS2S7008B TS2S7010B TS2S7011B TS2S7013B

Nominal and actual diameters may slightly differ


Caution For a short implant, a sufficient healing period is strongly recommended. A short implant should be splinted with another implant when considering prosthetic options.

D Ø3.5  
Hex 2.1




TS2M3508B TS2M3510B TS2M3511B TS2M3513B

D Ø4.0  
Hex 2.5



TS2S4007B TS2S4008B TS2S4010B TS2S4011B TS2S4013B

D Ø4.5  
Hex 2.5



TS2S4507B TS2S4508B TS2S4510B TS2S4511B TS2S4513B

# TSIII SA Fixture

- A submerged type implant with internal hex and taper connection of 11°
- Optimal screw thread design for optimal SA surface implementation
- Taper body design with excellent initial fixation
- Highest initial stability in soft bone by using upper-part small thread
- Powerful self-threading effect with corkscrew thread
- Acquired initial fixation force for immediate loading in soft bone

### Narrow

- Used in narrow ridge
- Compatible with mini abutment (except cover screw, mount, lab analog)

### Ultra-wide

- Useful for posterior extraction and immediate implant placement case, and for replacement of failed implant case
- Optimized apex design ensures stable initial fixation force even at the extraction and bottom 3mm
- Recommended implant placement torque : below 40Ncm

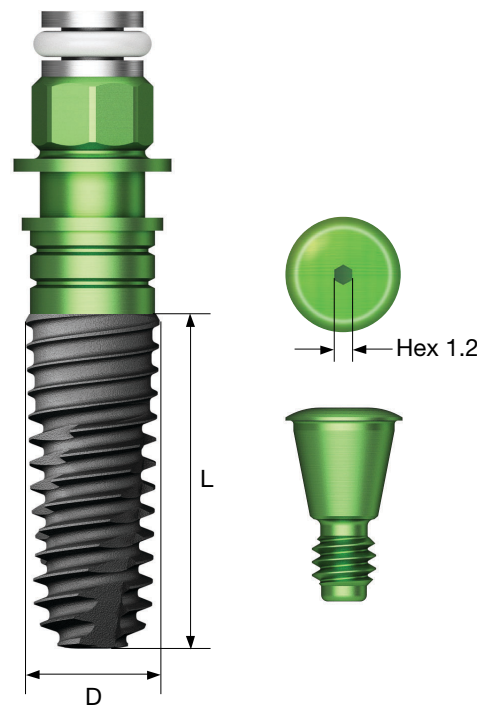
※ In posterior single case, recommended at least  $\varnothing$  4.5mm fixture

### NoMount fixture order code

: fixture product code (ex : TS3S4010S)

### Pre-Mounted fixture (fixture + mount + cover screw) order code

: B + fixture product code (ex : B TS3S4010S)



## D $\varnothing$ 4.5 Hex 2.5



L	7	7	8.5	10	11.5	13
	Extra short					
	TS3S4506S	TS3S4507S	TS3S4508S	TS3S4510S	TS3S4511S	TS3S4513S

## D $\varnothing$ 5.0 Hex 2.5



L	6	6	6	7	8.5	10	11.5	13
	Extra short	Extra short	Short					
	TS3S5004S	TS3S5005S	TS3S5006S	TS3S5007S	TS3S5008S	TS3S5010S	TS3S5011S	TS3S5013S

## D $\varnothing$ 5.5 Hex 2.5



L	6	7	8.5	10	11.5	13
	Short					
	TS3S5506S	TS3S5507S	TS3S5508S	TS3S5510S	TS3S5511S	TS3S5513S

### Ultra-Wide

## D $\varnothing$ 6.0 Hex 2.5



L	6	7	8.5	10	11.5	13
	Short					
	TS3S6006S	TS3S6007S	TS3S6008S	TS3S6010S	TS3S6011S	TS3S6013S

## D $\varnothing$ 7.0 Hex 2.5



L	6	7	8.5	10	11.5	13
	Short					
	TS3S7006S	TS3S7007S	TS3S7008S	TS3S7010S	TS3S7011S	TS3S7013S

Nominal and actual diameters may slightly differ

Caution For a short implant, a sufficient healing period is strongly recommended. A short implant should be splinted with another implant when considering prosthetic options.

## D $\varnothing$ 3.0 Hex 2.1 Narrow



L	8.5	10	11.5	13
	TS3M3008S	TS3M3010S	TS3M3011S	TS3M3013S

## D $\varnothing$ 3.5 Hex 2.1



L	8.5	10	11.5	13
	TS3M3508S	TS3M3510S	TS3M3511S	TS3M3513S

## D $\varnothing$ 4.0 Hex 2.5



L	7	7	8.5	10	11.5	13
	Extra short					
	TS3S4006S	TS3S4007S	TS3S4008S	TS3S4010S	TS3S4011S	TS3S4013S

# TSIII CA Fixture



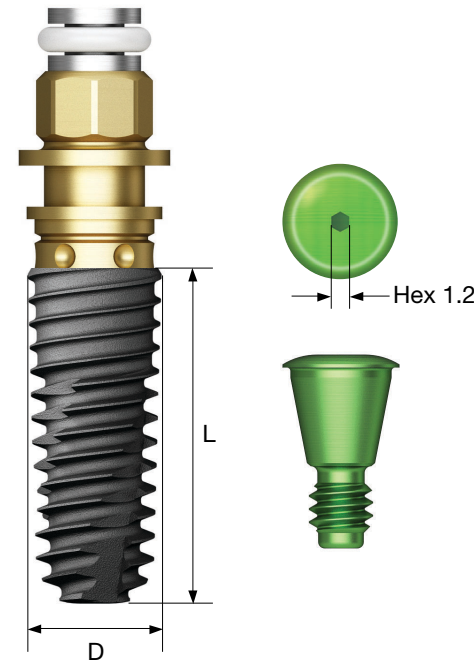
- A submerged type implant with internal hex and taper connection of 11°
- Changed to super-hydrophilic SA surface supported in calcium solution
- Taper body design with excellent initial fixation
- Highest initial stability in soft bone by using upper-part small thread
- Powerful self-threading effect with corkscrew thread
- Acquired initial fixation force for immediate loading in soft bone

### Narrow

- Used in narrow ridge
- Compatible with mini abutment (except cover screw, mount, lab analog)

### Ultra-wide

- Useful for posterior extraction and immediate implant placement case, and for replacement of failed implant case
- Optimized apex design ensures stable initial fixation force even at the extraction and bottom 3mm
- Recommended implant placement torque : below 40Ncm
- ※ In posterior single case, recommended at least  $\varnothing$  4.5mm fixture



### NoMount fixture order code

: fixture product code (ex : TS3S4010C)

### Pre-Mounted fixture (fixture + mount + cover screw) order code

: B + fixture product code (ex : B TS3S4010C)

TS SYSTEM

026

## D $\varnothing$ 3.0 Hex 2.1 Narrow



L	8.5	10	11.5	13
	TS3M3008C	TS3M3010C	TS3M3011C	TS3M3013C

## D $\varnothing$ 3.5 Hex 2.1



L	8.5	10	11.5	13
	TS3M3508C	TS3M3510C	TS3M3511C	TS3M3513C

## D $\varnothing$ 4.0 Hex 2.5



L	7	7	8.5	10	11.5	13
	TS3S4006C	TS3S4007C	TS3S4008C	TS3S4010C	TS3S4011C	TS3S4013C

## D $\varnothing$ 4.5 Hex 2.5



L	7	7	8.5	10	11.5	13
	TS3S4506C	TS3S4507C	TS3S4508C	TS3S4510C	TS3S4511C	TS3S4513C

## D $\varnothing$ 5.0 Hex 2.5



L	6	6	6	7	8.5	10	11.5	13
	TS3S5004C	TS3S5005C	TS3S5006C	TS3S5007C	TS3S5008C	TS3S5010C	TS3S5011C	TS3S5013C

## D $\varnothing$ 5.5 Hex 2.5



L	6	7	8.5	10	11.5	13
	TS3S5506C	TS3S5507C	TS3S5508C	TS3S5510C	TS3S5511C	TS3S5513C

### Ultra-Wide

## D $\varnothing$ 6.0 Hex 2.5



L	6	7	8.5	10	11.5	13
	TS3S6006C	TS3S6007C	TS3S6008C	TS3S6010C	TS3S6011C	TS3S6013C

## D $\varnothing$ 7.0 Hex 2.5



L	6	7	8.5	10	11.5	13
	TS3S7006C	TS3S7007C	TS3S7008C	TS3S7010C	TS3S7011C	TS3S7013C

Nominal and actual diameters may slightly differ

Caution For a short implant, a sufficient healing period is strongly recommended. A short implant should be splinted with another implant when considering prosthetic options.

TS SYSTEM

027

# TSIII BA Fixture

- A submerged type implant with internal hex and taper connection of 11°
- Surface coated with low crystalline nano-HA in SA
- As bio-absorbable coating layer, no cracking and peeling of the layer
- Taper body design with excellent initial fixation
- Highest initial stability in soft bone by using upper-part small thread
- Powerful self-threading effect with corkscrew thread
- Acquired initial fixation force for immediate loading in soft bone

### Narrow

- Used in narrow ridge
- Compatible with mini abutment (except cover screw, mount, lab analog)

### Ultra-wide

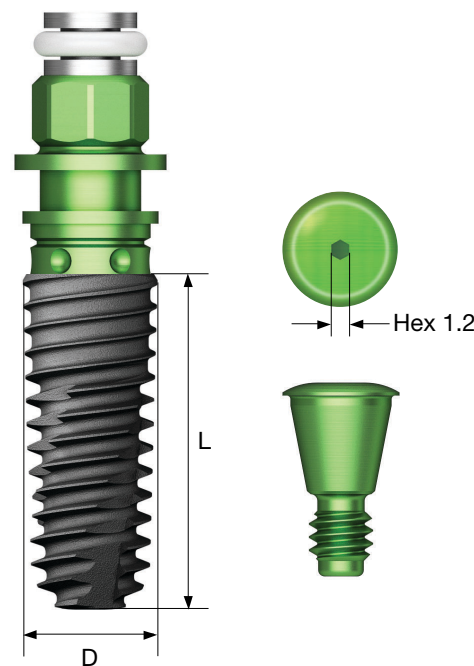
- Useful for posterior extraction and immediate implant placement case, and for replacement of failed implant case
- Optimized apex design ensures stable initial fixation force even at the extraction and bottom 3mm
- Recommended implant placement torque : below 40Ncm
- ※ In posterior single case, recommended at least  $\varnothing$  4.5mm fixture

### NoMount fixture order code

: fixture product code (ex : TS3S4010B)

### Pre-Mounted fixture (fixture + mount + cover screw) order code

: B + fixture product code (ex : BTS3S4010B)



**D  $\varnothing$  4.5**  
**Hex 2.5**



L	7	7	8.5	10	11.5	13
	Extra short					
	TS3S4506B	TS3S4507B	TS3S4508B	TS3S4510B	TS3S4511B	TS3S4513B

**D  $\varnothing$  5.0**  
**Hex 2.5**



L	6	6	6	7	8.5	10	11.5	13
	Extra short	Extra short	Short					
	TS3S5004B	TS3S5005B	TS3S5006B	TS3S5007B	TS3S5008B	TS3S5010B	TS3S5011B	TS3S5013B

**D  $\varnothing$  5.5**  
**Hex 2.5**



L	6	7	8.5	10	11.5	13
	Short					
	TS3S5506B	TS3S5507B	TS3S5508B	TS3S5510B	TS3S5511B	TS3S5513B

### Ultra-Wide

**D  $\varnothing$  6.0**  
**Hex 2.5**



L	6	7	8.5	10	11.5	13
	Short					
	TS3S6006B	TS3S6007B	TS3S6008B	TS3S6010B	TS3S6011B	TS3S6013B

**D  $\varnothing$  7.0**  
**Hex 2.5**



L	6	7	8.5	10	11.5	13
	Short					
	TS3S7006B	TS3S7007B	TS3S7008B	TS3S7010B	TS3S7011B	TS3S7013B

Nominal diameter may differ from actual diameter

Caution Short implants should be used in conjunction with other implants in prosthodontics after a sufficient period of healing

# TSIII SOI Fixture

- Submerged type implant with an internal hex and 11° tapered connection
- K-material coated, blood-friendly superhydrophilic SA surface
- Rapid blood clot formation by super hydrophilicity
- Tapered body design with high initial stability
- Excellent initial stability in soft bone due to the small thread on the upper part
- Excellent self-threading effect with corkscrew thread
- Excellent initial stability necessary for immediate loading, even in soft bone
- Recommended insertion torque : ≤40 Ncm

※ Fixtures with a diameter of 4.5mm or more are recommended for the posterior area

### Narrow

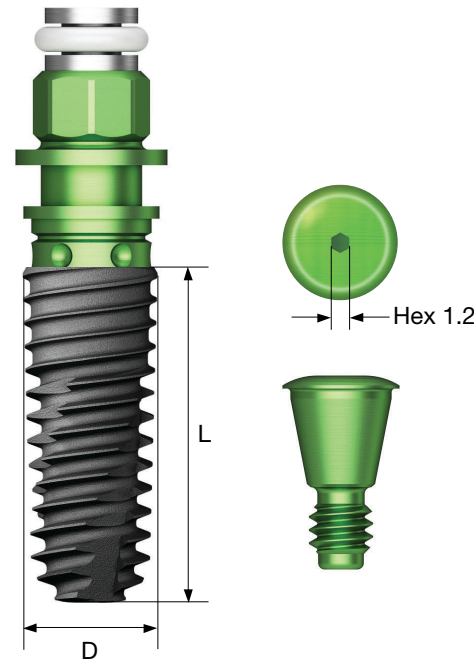
- Used in narrow widths
- Easy angle compensation
- Compatible with existing mini upper part (cover screw, mount, lab analog)

### NoMount fixture order code


: fixture product code (ex : TS3S4010A)

### Pre-Mounted fixture (fixture + mount + cover screw) order code

: B + fixture product code (ex : BTS3S4010A)




D Ø4.5  
Hex 2.5




TS3S4507A TS3S4508A TS3S4510A TS3S4511A TS3S4513A

D Ø5.0  
Hex 2.5




TS3S5007A TS3S5008A TS3S5010A TS3S5011A TS3S5013A

D Ø3.0  
Hex 2.1  
Narrow




TS3M3008A TS3M3010A TS3M3011A TS3M3013A

D Ø3.5  
Hex 2.1



TS3M3508A TS3M3510A TS3M3511A TS3M3513A

D Ø4.0  
Hex 2.5



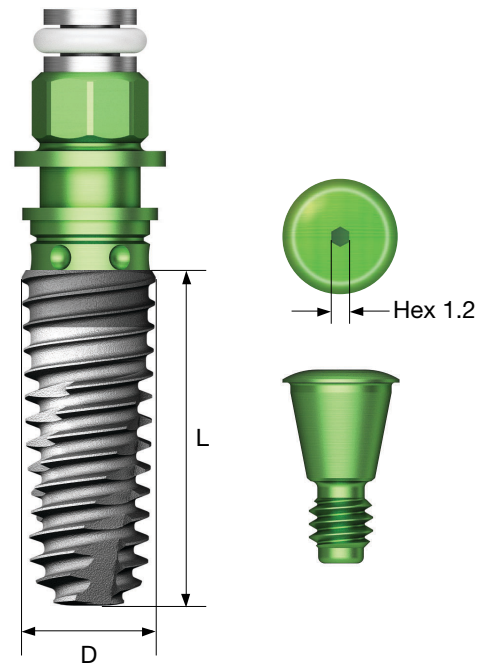
TS3S4007A TS3S4008A TS3S4010A TS3S4011A TS3S4013A

Nominal and actual diameters may slightly differ


# TSIII HA Fixture

- A submerged type implant with internal hex and taper connection of 11°
- High crystalline HA coated premium surface
- Taper body design with excellent initial fixation
- The effect of improving the initial fixation force in soft bone by applying the upper part small thread
- Powerful self-threading effect with corkscrew thread
- Acquired initial fixation force for immediate loading in soft bone
- Recommended implant placement torque : below 35Ncm
- ※ In posterior single case, fixture with diameter of 4.5mm or more is recommended
- ※ HA fixture is not recommended for hard bone case (cracking and peeling of coating layer may occur)

Pre-Mounted fixture (fixture + mount + cover screw) order code : B + fixture product code (ex : BTS3S4010H)




D Ø5.0  
Hex 2.5  
R




TS SYSTEM

032


D Ø3.5  
Hex 2.1  
M



D Ø4.0  
Hex 2.5  
R



D Ø4.5  
Hex 2.5  
R



Nominal and actual diameters may slightly differ  
Caution For a short implant, a sufficient healing period is strongly recommended. A short implant should be splinted with another implant when considering prosthetic options.

TS SYSTEM

033



# TSIV SA Fixture

- A submerged type implant with internal hex and taper connection of 11°
- Optimal screw thread design for optimal SA surface implementation
- Fixture for maxillary sinus and soft bone
- The effect of improving the initial fixation force in soft bone by applying the upper part small thread
- Powerful self-threading effect with corkscrew thread
- With a sharp apex design, it can be placed after D4 bone 2.0/3.0mm drilling

### Ultra-wide

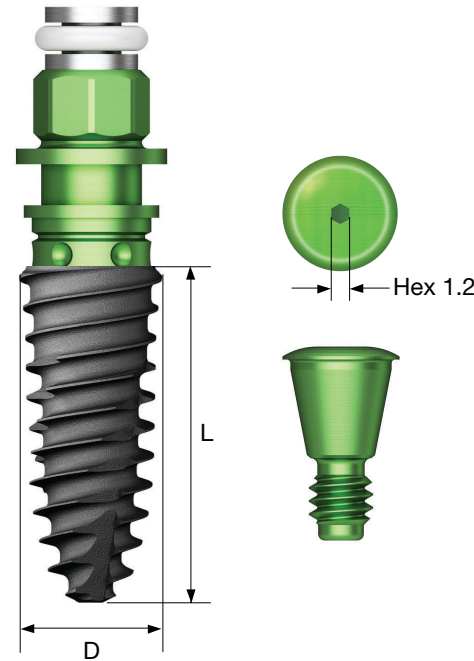
- Useful for posterior extraction and immediate implant placement case, and for replacement of failed Implant case
- Optimized apex design ensures stable initial fixation force even at the extraction and bottom 3mm
- Recommended implant placement torque : below 40Ncm
- ※ In posterior single case, fixture with diameter of 4.5mm or more is recommended
- ※ TSIV fixture is recommended to be lowered to 15rpm or less because the pitch of the thread is large and the implant placement speed is fast

### NoMount fixture order code

: fixture product code (ex : TS4S4010S)


### Pre-Mounted fixture (fixture + mount + cover screw) order code

: B + fixture product code (ex : BTS4S4010S)



## Ultra-wide


D Ø6.0  
Hex 2.5




D Ø7.0  
Hex 2.5




D Ø4.0 Pitch 0.8  
Hex 2.5



D Ø4.5 Pitch 1.0  
Hex 2.5



D Ø5.0 Pitch 1.2  
Hex 2.5



Nominal and actual diameters may slightly differ

# TSIV CA Fixture

- A submerged type implant with internal hex and taper connection of 11°
- Super-hydrophilic SA surface supported in calcium solution
- Fixture for maxillary sinus and soft bone
- The effect of improving the initial fixation force in soft bone by applying the upper part small thread
- Powerful self-threading effect with corkscrew thread
- With a sharp apex design, it can be placed after D4 bone 2.0/3.0mm drilling

### Ultra-wide

- Useful for posterior extraction and immediate implant placement case, and for replacement of failed implant case
- Optimized apex design ensures stable initial fixation force even at the extraction and bottom 3mm
- Recommended implant placement torque : below 40Ncm
- ※ In posterior single case, fixture with diameter of 4.5mm or more is recommended
- ※ TSIV fixture is recommended to be lowered to 15rpm or less because the pitch of the thread is large and the implant placement speed is fast




### NoMount fixture order code

: fixture product code (ex : TS4S4010C)


## Ultra-wide

D Ø6.0  
Hex 2.5



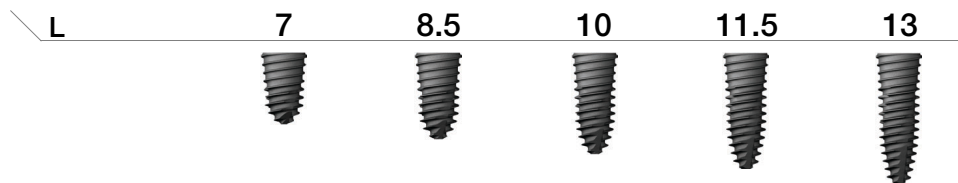
TS4S6007C TS4S6008C TS4S6010C TS4S6011C TS4S6013C

D Ø7.0  
Hex 2.5




TS4S7007C TS4S7008C TS4S7010C TS4S7011C TS4S7013C

D Ø4.0 Pitch 0.8  
Hex 2.5




TS4S4007C TS4S4008C TS4S4010C TS4S4011C TS4S4013C

D Ø4.5 Pitch 1.0  
Hex 2.5



TS4S4507C TS4S4508C TS4S4510C TS4S4511C TS4S4513C

D Ø5.0 Pitch 1.2  
Hex 2.5



TS4S5007C TS4S5008C TS4S5010C TS4S5011C TS4S5013C

Nominal and actual diameters may slightly differ

# TSIV BA Fixture

- Submerged type implant with an internal hex and 11° tapered connection
- SA surface coated with premium low crystalline nano-HA
- Bio-absorbable coating with no risk of fracturing or flaking off
- Fixture for maxillary sins and soft bone
- Excellent initial stability in soft bone due to the small thread on the upper part
- Excellent self-threading effect with corkscrew threading
- With a sharp apex design, it can be placed after D4 bone 2.0/3.0mm drilling

### Ultra-wide

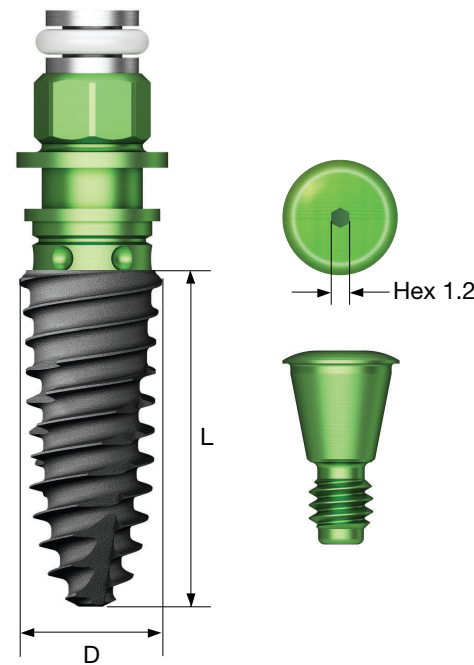
- Ideal for an extracted tooth site in the posterior area, for immediate placement, or for replacing a failed implant
- Apex is specifically design for excellent initial stability in an extracted tooth site
- Recommended insertion torque : ≤40 Ncm
- ※ Fixtures with a diameter of 4.5mm or more are recommended for the posterior area
- ※ It is recommended to reduce the insertion speed to 15rpm or lower, because the TSIV fixture has aggressive threads and inserts very quickly

### NoMount fixture order code

: fixture product code (ex : TS4S4010B)


### Pre-Mounted fixture (fixture + mount + cover screw) order code

: B + fixture product code (ex : BTS4S4010B)




## Ultra-wide


D Ø6.0  
Hex 2.5




D Ø7.0  
Hex 2.5




D Ø4.0 Pitch 0.8  
Hex 2.5



D Ø4.5 Pitch 1.0  
Hex 2.5



D Ø5.0 Pitch 1.2  
Hex 2.5



Nominal and actual diameters may slightly differ

# Mount & Screw


## Simple Mount

- Use a 1.2 hex driver
- Recommended tightening torque : 8~10Ncm
- Packing unit : mount + mount screw
- ※ Disposable; re-use is not allowed
- C = Connection

- M** Mini
- R** Regular

### C For CA Fixture

**M**  
For Ø3.0



TSSM30



TSCM30

**M**



TSSAMM



TSCSAMM

**R**



TSSAMR



TSCAMR

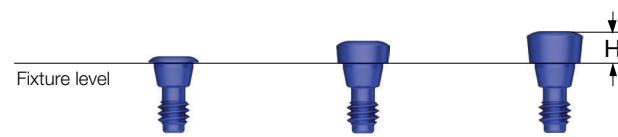
## Cover Screw

- Depending on the depth of the fixture, height(H) is selected
- Ø 3.0 fixture uses exclusive cover screw
- By hand force with 1.2 hex driver
- P = Platform

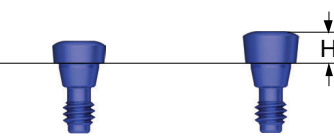
- M** Mini
- R** Regular

### P \ H 0.4 1.4 2.0

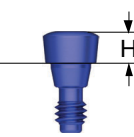
**M**  
For Ø3.0



GSCS30

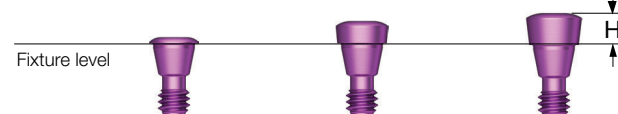


GSCS30M



GSCS30L

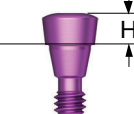
**M**



GSCS35




GSCS35M




GSCS35L

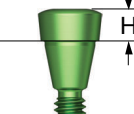
**R**



GSCS40S-G



GSCS40M-G



GSCS40L-G

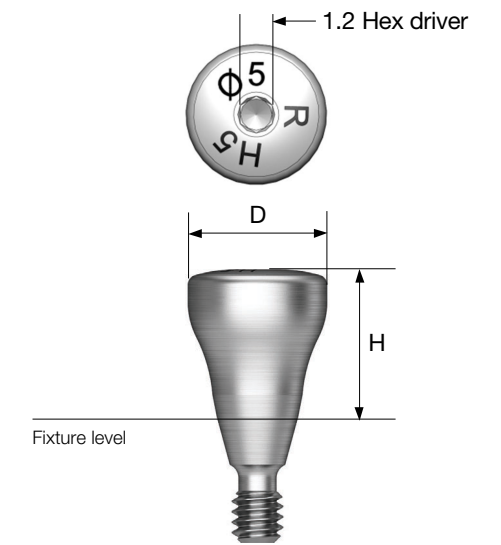
# Healing Abutment

- Yellow(mini) color coded prosthetic parts are for Ø 3.5/3.0 fixtures
- Use a 1.2 hex driver (torque manually)

- M** Mini
- R** Regular

## Matching table

Healing abutment	H	3.0	4.0	5.0	7.0
Abutment	G/H	1.0	2.0 or 3.0	3.0 or 4.0	5.0 and above
Impression coping	Type	Short	Short	Long	Long



### D \ H 3.0 4.0 5.0 7.0 9.0



Ø4.0  
Ø4.5

TSHA403M  
TSHA453M

TSHA404M  
TSHA454M

TSHA405M  
TSHA455M

TSHA407M  
TSHA457M

TSHA409M  
TSHA459M

### D \ H 3.0 4.0 5.0 7.0 9.0



Ø4.0  
Ø4.5  
Ø5.0  
Ø6.0  
Ø7.0  
Ø8.0

TSHA403R  
TSHA453R  
TSHA503R  
TSHA603R  
TSHA703R  
-

TSHA404R  
TSHA454R  
TSHA504R  
TSHA604R  
TSHA704R  
-

TSHA405R  
TSHA455R  
TSHA505R  
TSHA605R  
TSHA705R  
TSHA805R

TSHA407R  
TSHA457R  
TSHA507R  
TSHA607R  
TSHA707R  
-

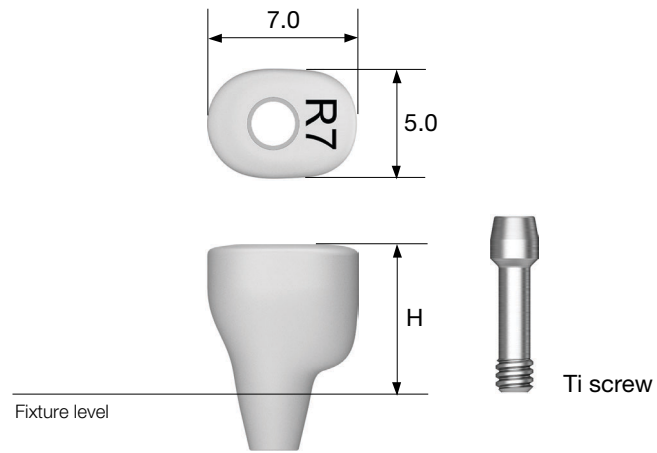
TSHA409R  
TSHA459R  
TSHA509R  
TSHA609R  
TSHA709R  
-

# Custom Healing Abutment

- Healing abutment shaped like a tooth
- Prep able and resin friendly
- Material : medical grade PEEK
- Titanium screw included
- Use a 1.2 hex driver (torque manually)
- Packing unit : abutment + Ti screw
- P = Platform

**Abutment + Ti screw order code**  
: product code + TH (ex : TSCHAPR7TH)

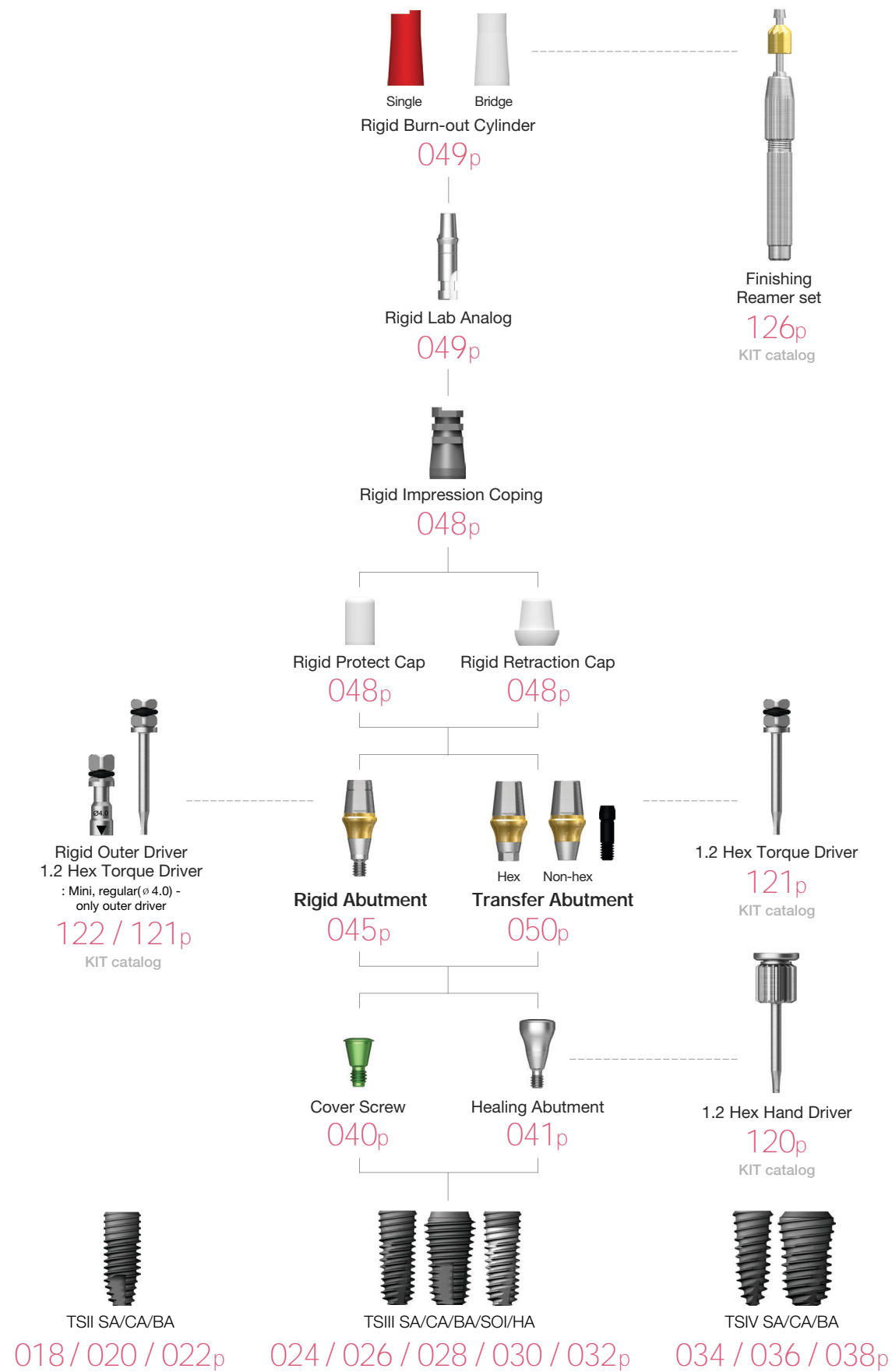
- M** Mini
- R** Regular



P \ H	5.0	7.0	9.0
<b>M</b> Ti screw : GSCHABSMT	TSCHAP <b>M5</b>	TSCHAP <b>M7</b>	TSCHAP <b>M9</b>
<b>R</b> Ti screw : GSCHABSST	TSCHAP <b>R5</b>	TSCHAP <b>R7</b>	TSCHAP <b>R9</b>

**OSSTEM<sup>®</sup>**  
IMPLANT

PROSTHETIC FLOW DIAGRAM 1  
**Rigid / Transfer**  
 Abutment Level Impression

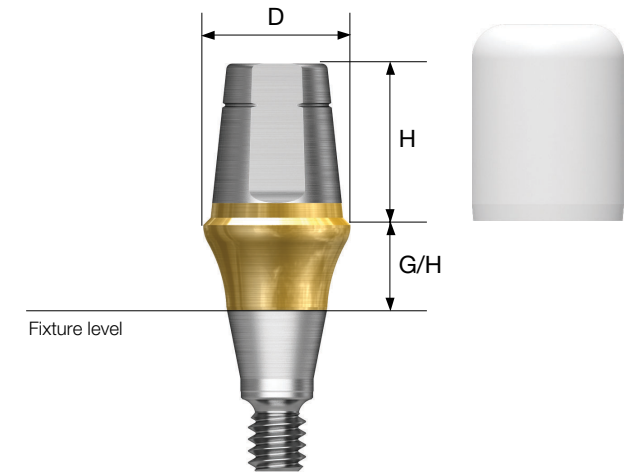


**Rigid Abutment**



- Cement-retained prosthesis
- Abutment level impression
- $\varnothing 4.0$  : torque with the outer driver (code : ORDML/ORDMS)
- $\varnothing 4.5/5.0/6.0$  : torque with the outer driver or 1.2 hex driver
- $\varnothing 7.0$  : torque with a 1.2 hex driver
- Recommended tightening torque : 30Ncm
- Packing unit : abutment + protect cap

**Abutment + protect cap order code**  
 : product code + P (ex : GSRA5620P)



TS SYSTEM

044

TS SYSTEM

045

**D  $\varnothing 4.0$**

**M**

H \ G/H	1.0	2.0	3.0	4.0	5.0
4.0	GSRA4410	GSRA4420	GSRA4430	GSRA4440	GSRA4450
5.5	GSRA4610	GSRA4620	GSRA4630	GSRA4640	GSRA4650
7.0	GSRA4710	GSRA4720	GSRA4730	GSRA4740	GSRA4750

**D  $\varnothing 4.5$**

**M**

H \ G/H	1.0	2.0	3.0	4.0	5.0
4.0	GSRA4411	GSRA4421	GSRA4431	GSRA4441	GSRA4451
5.5	GSRA4611	GSRA4621	GSRA4631	GSRA4641	GSRA4651
7.0	GSRA4711	GSRA4721	GSRA4731	GSRA4741	GSRA4751

# Rigid Abutment

## D Ø4.0



H \ G/H	1.0	2.0	3.0	4.0	5.0
4.0	GSRAS4410	GSRAS4420	GSRAS4430	GSRAS4440	GSRAS4450
5.5	GSRAS4610	GSRAS4620	GSRAS4630	GSRAS4640	GSRAS4650
7.0	GSRAS4710	GSRAS4720	GSRAS4730	GSRAS4740	GSRAS4750

## D Ø7.0



H \ G/H	1.0	2.0	3.0	4.0	5.0
5.5	GSRA7610	GSRA7620	GSRA7630	GSRA7640	GSRA7650

## D Ø4.5



H \ G/H	1.0	2.0	3.0	4.0	5.0
4.0	GSRAS4411	GSRAS4421	GSRAS4431	GSRAS4441	GSRAS4451
5.5	GSRAS4611	GSRAS4621	GSRAS4631	GSRAS4641	GSRAS4651
7.0	GSRAS4711	GSRAS4721	GSRAS4731	GSRAS4741	GSRAS4751

## D Ø5.0



H \ G/H	1.0	2.0	3.0	4.0	5.0
4.0	GSRA5410	GSRA5420	GSRA5430	GSRA5440	GSRA5450
5.5	GSRA5610	GSRA5620	GSRA5630	GSRA5640	GSRA5650
7.0	GSRA5710	GSRA5720	GSRA5730	GSRA5740	GSRA5750

## D Ø6.0
















H \ G/H	1.0	2.0	3.0	4.0	5.0
4.0	GSRA6410	GSRA6420	GSRA6430	GSRA6440	GSRA6450
5.5	GSRA6610	GSRA6620	GSRA6630	GSRA6640	GSRA6650
7.0	GSRA6710	GSRA6720	GSRA6730	GSRA6740	GSRA6750

# Rigid Abutment Components

## Rigid Protect Cap

- Protects the rigid abutment and minimizes patient irritation
- Can be used as the base for a provisional crown
- Available for transfer abutment (except for the  $\varnothing$  4.0)



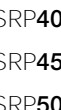
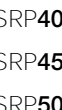
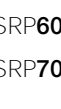
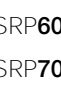




**M** Mini  
**R** Regular

D \ H	4.0	5.5	7.0
$\varnothing$ 4.0 / $\varnothing$ 4.0	 GSRPC440	 GSRPC460	 GSRPC470
$\varnothing$ 4.5 / $\varnothing$ 4.5	 GSRPC441	 GSRPC461	 GSRPC471
$\varnothing$ 5.0	 GSRPC540	 GSRPC560	 GSRPC570
$\varnothing$ 6.0	 GSRPC640	 GSRPC660	 GSRPC670
$\varnothing$ 7.0	-	 GSRPC760	-

## Rigid Burn-out Cylinder

- Replacement of resin cap before wax up using rigid abutment
- Used after casting, clean the margin for proper fitting

**M** Mini  
**R** Regular

D \ Type	Single	Bridge
$\varnothing$ 4.0 / $\varnothing$ 4.0	 GSRP400S	 GSRP400B
$\varnothing$ 4.5 / $\varnothing$ 4.5	 GSRP450S	 GSRP450B
$\varnothing$ 5.0	 GSRP500S	 GSRP500B
$\varnothing$ 6.0	 GSRP600S	 GSRP600B
$\varnothing$ 7.0	 GSRP700S	 GSRP700B














TS SYSTEM

048

## Rigid Retraction Cap

- Used for accurate margin reproduction when taking a direct impression
- Can be used as the base for a provisional crown
- Available for transfer abutment (except for the  $\varnothing$  4.0)




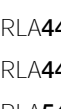
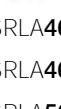
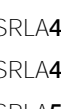







**M** Mini  
**R** Regular

D \ H	4.0	5.5	7.0
$\varnothing$ 4.0 / $\varnothing$ 4.0	 GSRRC440	 GSRRC460	 GSRRC470
$\varnothing$ 4.5 / $\varnothing$ 4.5	 GSRRC441	 GSRRC461	 GSRRC471
$\varnothing$ 5.0	 GSRRC540	 GSRRC560	 GSRRC570
$\varnothing$ 6.0	 GSRRC640	 GSRRC660	 GSRRC670
$\varnothing$ 7.0	-	 GSRRC760	-

## Rigid Lab Analog

- Rigid abutment reproduction on model after impression
- Connect to the appropriate color coded rigid impression coping

**M** Mini  
**R** Regular

D \ H	4.0	5.5	7.0
$\varnothing$ 4.0 / $\varnothing$ 4.0	 GSRLA440	 GSRLA460	 GSRLA470
$\varnothing$ 4.5 / $\varnothing$ 4.5	 GSRLA441	 GSRLA461	 GSRLA471
$\varnothing$ 5.0	 GSRLA540	 GSRLA560	 GSRLA570
$\varnothing$ 6.0	 GSRLA640	 GSRLA660	 GSRLA670
$\varnothing$ 7.0	-	 GSRLA760	-














TS SYSTEM

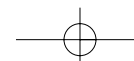
049

## Rigid Impression Coping

- Impression components for rigid abutment
- Color coded by abutment height
- Available for transfer abutment (except for the  $\varnothing$  4.0)

**M** Mini  
**R** Regular

D \ H	4.0	5.5	7.0
$\varnothing$ 4.0 / $\varnothing$ 4.0	 GSRIC440S	 GSRIC460S	 GSRIC470S
$\varnothing$ 4.5 / $\varnothing$ 4.5	 GSRIC441S	 GSRIC461S	 GSRIC471S
$\varnothing$ 5.0	 GSRIC540S	 GSRIC560S	 GSRIC570S
$\varnothing$ 6.0	 GSRIC640S	 GSRIC660S	 GSRIC670S
$\varnothing$ 7.0	-	 GSRIC760S	-



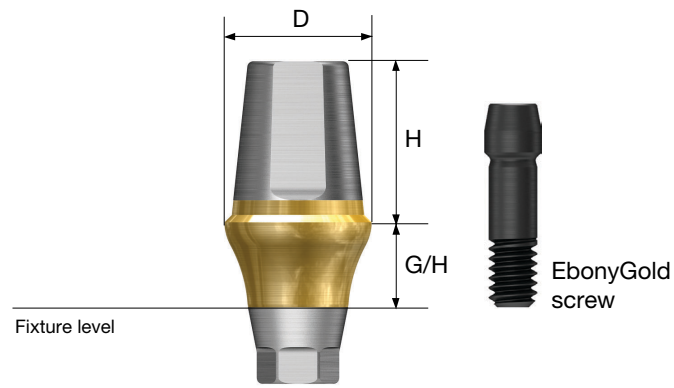


# Transfer Abutment

- Cement/combination-retained prosthesis
- Fixture level impression
- Abutment level impression is available using the rigid impression coping (except the  $\varnothing 4.0$ )
- Use a 1.2 hex driver
- Recommended tightening torque : 20Ncm(mini), 30Ncm(regular)
- Packing unit : abutment + EbonyGold screw



Abutment + EbonyGold screw order code  
: product code + WH (ex : GSTA4621WH)



TS SYSTEM

050

## D $\varnothing 4.0$



EbonyGold screw  
: GSABSM

Abutment level  
impression not  
possible

		H \ G/H	1.0	2.0	3.0	4.0
Hex	5.5					
	7.0		GSTA4612	GSTA4622	GSTA4632	GSTA4642
Non-Hex	5.5					
	7.0		GSTA4612N	GSTA4622N	GSTA4632N	GSTA4642N
			GSTA4712N	GSTA4722N	GSTA4732N	GSTA4742N

		H \ G/H	5.0	6.0	7.0
Hex	5.5				
	7.0		GSTA4652	GSTA4662	GSTA4672
Non-Hex	5.5				
	7.0		GSTA4652N	GSTA4662N	GSTA4672N
			GSTA4752N	GSTA4762N	GSTA4772N

## D $\varnothing 4.5$



EbonyGold screw  
: GSABSM

		H \ G/H	1.0	2.0	3.0	4.0
Hex	5.5					
	7.0		GSTA4611	GSTA4621	GSTA4631	GSTA4641
Non-Hex	5.5					
	7.0		GSTA4611N	GSTA4621N	GSTA4631N	GSTA4641N
			GSTA4711N	GSTA4721N	GSTA4731N	GSTA4741N

		H \ G/H	5.0	6.0	7.0
Hex	5.5				
	7.0		GSTA4651	GSTA4661	GSTA4671
Non-Hex	5.5				
	7.0		GSTA4651N	GSTA4661N	GSTA4671N
			GSTA4751N	GSTA4761N	GSTA4771N

## D $\varnothing 4.5$



EbonyGold screw  
: GSABSS

		H \ G/H	1.0	2.0	3.0	4.0
Hex	5.5					
	7.0		GSTAS4611	GSTAS4621	GSTAS4631	GSTAS4641
Non-Hex	5.5					
	7.0		GSTAS4611N	GSTAS4621N	GSTAS4631N	GSTAS4641N
			GSTAS4711N	GSTAS4721N	GSTAS4731N	GSTAS4741N

		H \ G/H	5.0	6.0	7.0
Hex	5.5				
	7.0		GSTAS4651	GSTAS4661	GSTAS4671
Non-Hex	5.5				
	7.0		GSTAS4651N	GSTAS4661N	GSTAS4671N
			GSTAS4751N	GSTAS4761N	GSTAS4771N

TS SYSTEM

051

# Transfer Abutment

## D Ø5.0



EbonyGold screw  
: GSABSS

		H \ G/H	1.0	2.0	3.0	4.0
Hex	4.0		GSTA5410	GSTA5420	GSTA5430	GSTA5440
	5.5		GSTA5610	GSTA5620	GSTA5630	GSTA5640
	7.0		GSTA5710	GSTA5720	GSTA5730	GSTA5740
Non-Hex	4.0		GSTA5410N	GSTA5420N	GSTA5430N	GSTA5440N
	5.5		GSTA5610N	GSTA5620N	GSTA5630N	GSTA5640N
	7.0		GSTA5710N	GSTA5720N	GSTA5730N	GSTA5740N

## D Ø6.0



EbonyGold screw  
: GSABSS

		H \ G/H	5.0	6.0	7.0
Hex	4.0		GSTA6450	GSTA6460	GSTA6470
	5.5		GSTA6650	GSTA6660	GSTA6670
	7.0		GSTA6750	GSTA6760	GSTA6770
Non-Hex	4.0		GSTA6450N	GSTA6460N	GSTA6470N
	5.5		GSTA6650N	GSTA6660N	GSTA6670N
	7.0		GSTA6750N	GSTA6760N	GSTA6770N

TS SYSTEM

052

		H \ G/H	5.0	6.0	7.0
Hex	4.0		GSTA5450	GSTA5460	GSTA5470
	5.5		GSTA5650	GSTA5660	GSTA5670
	7.0		GSTA5750	GSTA5760	GSTA5770
Non-Hex	4.0		GSTA5450N	GSTA5460N	GSTA5470N
	5.5		GSTA5650N	GSTA5660N	GSTA5670N
	7.0		GSTA5750N	GSTA5760N	GSTA5770N

## D Ø7.0



EbonyGold screw  
: GSABSS

		H \ G/H	1.0	2.0	3.0	4.0
Hex	4.0		GSTA7410	GSTA7420	GSTA7430	GSTA7440
	5.5		GSTA7610	GSTA7620	GSTA7630	GSTA7640
	7.0		GSTA7710	GSTA7720	GSTA7730	GSTA7740
Non-Hex	4.0		GSTA7410N	GSTA7420N	GSTA7430N	GSTA7440N
	5.5		GSTA7610N	GSTA7620N	GSTA7630N	GSTA7640N
	7.0		GSTA7710N	GSTA7720N	GSTA7730N	GSTA7740N

		H \ G/H	5.0	6.0	7.0
Hex	4.0		GSTA7450	GSTA7460	GSTA7470
	5.5		GSTA7650	GSTA7660	GSTA7670
	7.0		GSTA7750	GSTA7760	GSTA7770
Non-Hex	4.0		GSTA7450N	GSTA7460N	GSTA7470N
	5.5		GSTA7650N	GSTA7660N	GSTA7670N
	7.0		GSTA7750N	GSTA7760N	GSTA7770N

TS SYSTEM

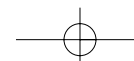
053

## D Ø6.0




EbonyGold screw  
: GSABSS

		H \ G/H	1.0	2.0	3.0	4.0
Hex	4.0		GSTA6410	GSTA6420	GSTA6430	GSTA6440
	5.5		GSTA6610	GSTA6620	GSTA6630	GSTA6640
	7.0		GSTA6710	GSTA6720	GSTA6730	GSTA6740
Non-Hex	4.0		GSTA6410N	GSTA6420N	GSTA6430N	GSTA6440N
	5.5		GSTA6610N	GSTA6620N	GSTA6630N	GSTA6640N
	7.0		GSTA6710N	GSTA6720N	GSTA6730N	GSTA6740N

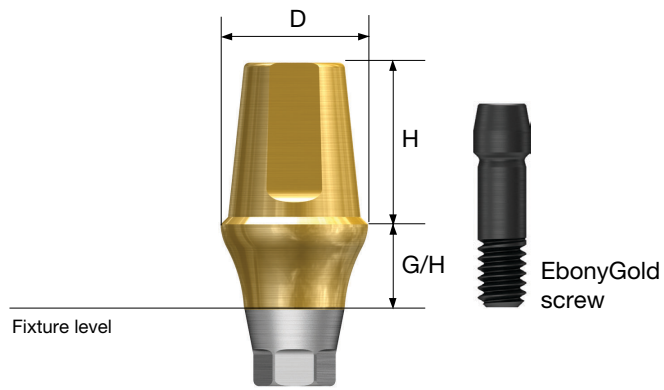


# Transfer ID Abutment

• Non-insured transfer abutment



Abutment + EbonyGold screw order code  
: product code + WH (ex : BGSTA4621WH)



TS SYSTEM

054

## D Ø4.0



EbonyGold screw : GSABSM

Abutment level impression not possible

		H \ G/H	1.0	2.0	3.0	4.0
Hex	5.5					
	7.0		BGSTA4612	BGSTA4622	BGSTA4632	BGSTA4642
Non-Hex	5.5					
	7.0		BGSTA4612N	BGSTA4622N	BGSTA4632N	BGSTA4642N

		H \ G/H	5.0	6.0	7.0
Hex	5.5				
	7.0		BGSTA4652	BGSTA4662	BGSTA4672
Non-Hex	5.5				
	7.0		BGSTA4652N	BGSTA4662N	BGSTA4672N

## D Ø4.5



EbonyGold screw : GSABSM

		H \ G/H	1.0	2.0	3.0	4.0
Hex	5.5					
	7.0		BGSTA4611	BGSTA4621	BGSTA4631	BGSTA4641
Non-Hex	5.5					
	7.0		BGSTA4611N	BGSTA4621N	BGSTA4631N	BGSTA4641N

		H \ G/H	5.0	6.0	7.0
Hex	5.5				
	7.0		BGSTA4651	BGSTA4661	BGSTA4671
Non-Hex	5.5				
	7.0		BGSTA4651N	BGSTA4661N	BGSTA4671N

## D Ø4.5



EbonyGold screw : GSABSS

		H \ G/H	1.0	2.0	3.0	4.0
Hex	5.5					
	7.0		BGSTAS4611	BGSTAS4621	BGSTAS4631	BGSTAS4641
Non-Hex	5.5					
	7.0		BGSTAS4611N	BGSTAS4621N	BGSTAS4631N	BGSTAS4641N

		H \ G/H	5.0	6.0	7.0
Hex	5.5				
	7.0		BGSTAS4651	BGSTAS4661	BGSTAS4671
Non-Hex	5.5				
	7.0		BGSTAS4651N	BGSTAS4661N	BGSTAS4671N

TS SYSTEM

055

# Transfer ID Abutment

**D Ø5.0**



EbonyGold screw  
: GSABSS

		H \ G/H	1.0	2.0	3.0	4.0
Hex	4.0					
	5.5		BGSTA5410	BGSTA5420	BGSTA5430	BGSTA5440
	7.0		BGSTA5610	BGSTA5620	BGSTA5630	BGSTA5640
Non-Hex	4.0					
	5.5		BGSTA5410N	BGSTA5420N	BGSTA5430N	BGSTA5440N
	7.0		BGSTA5610N	BGSTA5620N	BGSTA5630N	BGSTA5640N

**D Ø6.0**



EbonyGold screw  
: GSABSS

		H \ G/H	5.0	6.0	7.0
Hex	4.0				
	5.5		BGSTA6450	BGSTA6460	BGSTA6470
	7.0		BGSTA6650	BGSTA6660	BGSTA6670
Non-Hex	4.0				
	5.5		BGSTA6450N	BGSTA6460N	BGSTA6470N
	7.0		BGSTA6650N	BGSTA6660N	BGSTA6670N

TS SYSTEM

056

		H \ G/H	5.0	6.0	7.0
Hex	4.0				
	5.5		BGSTA5450	BGSTA5460	BGSTA5470
	7.0		BGSTA5650	BGSTA5660	BGSTA5670
Non-Hex	4.0				
	5.5		BGSTA5450N	BGSTA5460N	BGSTA5470N
	7.0		BGSTA5650N	BGSTA5660N	BGSTA5670N

**D Ø7.0**



EbonyGold screw  
: GSABSS

		H \ G/H	1.0	2.0	3.0	4.0
Hex	4.0					
	5.5		BGSTA7410	BGSTA7420	BGSTA7430	BGSTA7440
	7.0		BGSTA7610	BGSTA7620	BGSTA7630	BGSTA7640
Non-Hex	4.0					
	5.5		BGSTA7410N	BGSTA7420N	BGSTA7430N	BGSTA7440N
	7.0		BGSTA7610N	BGSTA7620N	BGSTA7630N	BGSTA7640N

TS SYSTEM

057

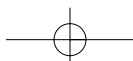
**D Ø6.0**



EbonyGold screw  
: GSABSS

		H \ G/H	1.0	2.0	3.0	4.0
Hex	4.0					
	5.5		BGSTA6410	BGSTA6420	BGSTA6430	BGSTA6440
	7.0		BGSTA6610	BGSTA6620	BGSTA6630	BGSTA6640
Non-Hex	4.0					
	5.5		BGSTA6410N	BGSTA6420N	BGSTA6430N	BGSTA6440N
	7.0		BGSTA6610N	BGSTA6620N	BGSTA6630N	BGSTA6640N

		H \ G/H	5.0	6.0	7.0
Hex	4.0				
	5.5		BGSTA7450	BGSTA7460	BGSTA7470
	7.0		BGSTA7650	BGSTA7660	BGSTA7670
Non-Hex	4.0				
	5.5		BGSTA7450N	BGSTA7460N	BGSTA7470N
	7.0		BGSTA7650N	BGSTA7660N	BGSTA7670N



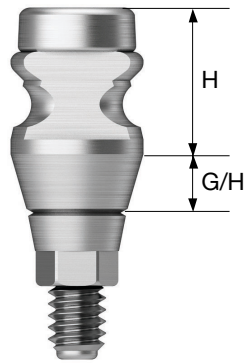
# Transfer Abutment Components

## Bite Impression Coping

- Fixture level components for impression
- Impression and bite can be made at the same time
- The basic usage is the same as transfer impression coping
- Bite impression coping driver fastened with hand force

**M** Mini (Yellow)

**R** Regular (Green)



## Bite Index

- Used for 'check bite impression' with fixture
- Use a 1.2 hex driver (torque manually)
- Packing unit : 2ea

**M** Mini

**R** Regular

D \ L	H	G/H	2.0	3.0	4.0	5.0
Ø 4.0	5.0					
	7.0					
Ø 4.5	5.0					
	7.0					
Ø 4.0	5.0					
	7.0					
Ø 5.0	5.0					
	7.0					


D \ L	4.0	6.0	8.0	10.0	12.0
Ø 4.5					
Ø 5.5					
	GSBIM4504S GSBIS5504S	GSBIM4506S GSBIS5506S	GSBIM4508S GSBIS5508S	GSBIM4510S GSBIS5510S	GSBIM4512S GSBIS5512S

## Bite Impression Coping Driver

- Used for fastening and separating bite impression coping

**M** Mini (Yellow)

**R** Regular (Green)



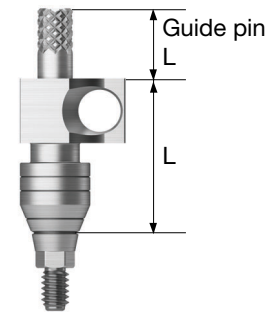
# Transfer Abutment Components

## Fixture Pick-up Impression Coping

- Fixture level components for impression
- For open tray impressions
- Unique design that is fixed position in the impression material
- Use a 1.2 hex driver (torque manually)
- Packing unit : impression coping body + guide pin(\*)

**M** Mini (Yellow)

**R** Regular (Green)



D \ L	11		Guide Pin			
	Type	Hex	Non-Hex	0	5.0	9.0
Ø 4.0		GSPIM4011	GSPIM4011N	GSPGPM100	GSPGPM150*	GSPGPM150L
Ø 4.5		GSPIM4511	GSPIM4511N			
Ø 4.0		GSPIS4011	GSPIS4011N			
Ø 4.5		GSPIS4511	GSPIS4511N			
Ø 5.0		GSPIS5011	GSPIS5011N	GSPGPR100	GSPGPR150*	GSPGPR150L
Ø 6.0		GSPIS6011	GSPIS6011N			
Ø 7.0		GSPIS7011	GSPIS7011N			

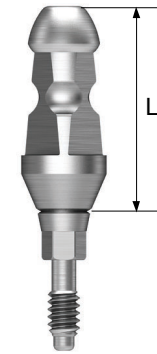
D \ L	15		Guide Pin			
	Type	Hex	Non-Hex	0	5.0	9.0
Ø 4.0		GSPIM4015	GSPIM4015N	GSPGPM100L	GSPGPM150L*	GSPGPM200L
Ø 4.5		GSPIM4515	GSPIM4515N			
Ø 4.0		GSPIS4015	GSPIS4015N			
Ø 4.5		GSPIS4515	GSPIS4515N			
Ø 5.0		GSPIS5015	GSPIS5015N	GSPGPR100L	GSPGPR150L*	GSPGPR200L
Ø 6.0		GSPIS6015	GSPIS6015N			
Ø 7.0		GSPIS7015	GSPIS7015N			

## Fixture Transfer Impression Coping

- Fixture level components for impression
- For closed tray impressions
- Triangular arc ensures accurate placement
- Use a 1.2 hex driver (torque manually)
- Packing unit
- Hex : impression coping body + guide pin
- Non-hex : impression coping

**M** Mini (Yellow)

**R** Regular (Green)



D \ L	11		14		
	Type	Hex	Non-Hex	Hex	Non-Hex
Ø 4.0		GSTIM4011	GSTIM4011N	GSTIM4014	GSTIM4014N
Ø 4.5		GSTIM4511	GSTIM4511N	GSTIM4514	GSTIM4514N
Ø 4.0		GSTIS4011	GSTIS4011N	GSTIS4014	GSTIS4014N
Ø 4.5		GSTIS4511	GSTIS4511N	GSTIS4514	GSTIS4514N
Ø 5.0		GSTIS5011	GSTIS5011N	GSTIS5014	GSTIS5014N
Ø 6.0		GSTIS6011	GSTIS6011N	GSTIS6014	GSTIS6014N
Ø 7.0		GSTIS7011	GSTIS7011N	GSTIS7014	GSTIS7014N

# Transfer Abutment Components

## Laboratory Screw

- Lab screw : abutment screw for lab work
- Waxing screw : longer screw for making screw-type prostheses and transfer jigs
- Packing unit : lab screw, waxing screw

**M** Mini

**R** Regular



## Fixture Lab Analog

- Lab analog for fixture level impressions
- Select appropriate size according to the diameter of a fixture;  
 $\phi 3.0 / \phi 3.5 / \geq \phi 4.0$

**M** Mini

**R** Regular



PROSTHETIC FLOW DIAGRAM 2

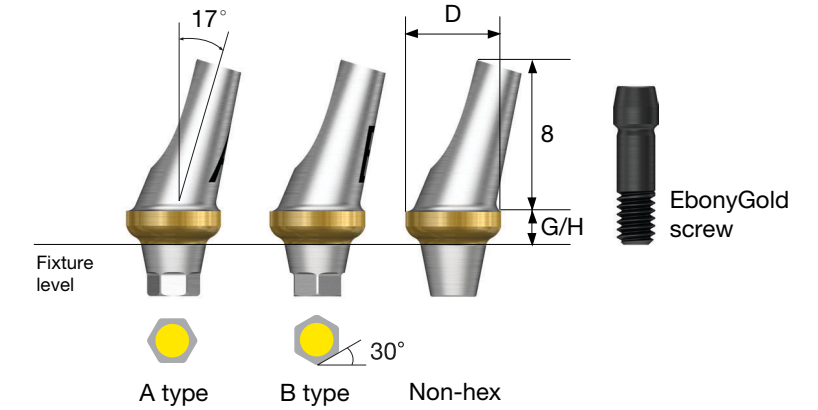
# Transfer / Angled / FreeForm ST / GoldCast / NP-Cast

Fixture Level Impression



## Angled Abutment

- Cement/combination-retained prosthesis
- Angle compensation up to 23° without the need for trimming
- Fixture level impression
- Use a 1.2 hex driver
- Recommended tightening torque : 20Ncm(mini), 30Ncm(regular)
- Packing unit : abutment + EbonyGold screw

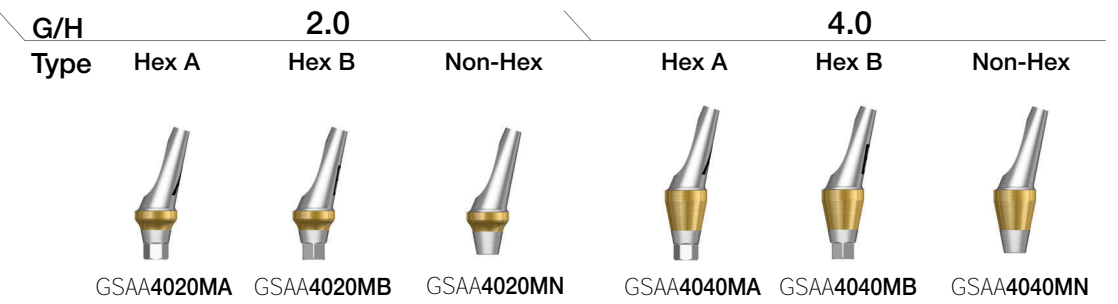


**Abutment + EbonyGold screw order Code**  
: product code + WH (ex : GSAA5020A**WH**)

**D Ø4.0**



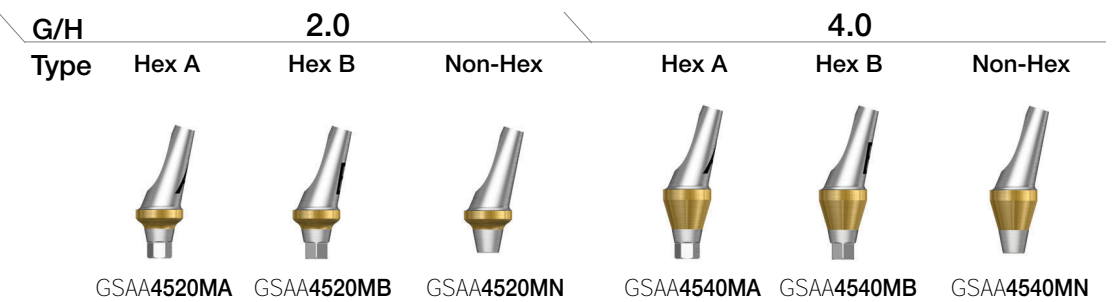
**EbonyGold screw**  
: GSABSM



**D Ø4.5**



**EbonyGold screw**  
: GSABSM





# Angled Abutment

**D Ø4.5**  
**R**  
 EbonyGold screw : GSABSS

G/H Type	2.0			4.0		
	Hex A	Hex B	Non-Hex	Hex A	Hex B	Non-Hex
	GSAA4520A	GSAA4520B	GSAA4520N	GSAA4540A	GSAA4540B	GSAA4540N

**D Ø5.0**  
**R**  
 EbonyGold screw : GSABSS

G/H Type	2.0			4.0		
	Hex A	Hex B	Non-Hex	Hex A	Hex B	Non-Hex
	GSAA5020A	GSAA5020B	GSAA5020N	GSAA5040A	GSAA5040B	GSAA5040N

**D Ø6.0**  
**R**  
 EbonyGold screw : GSABSS

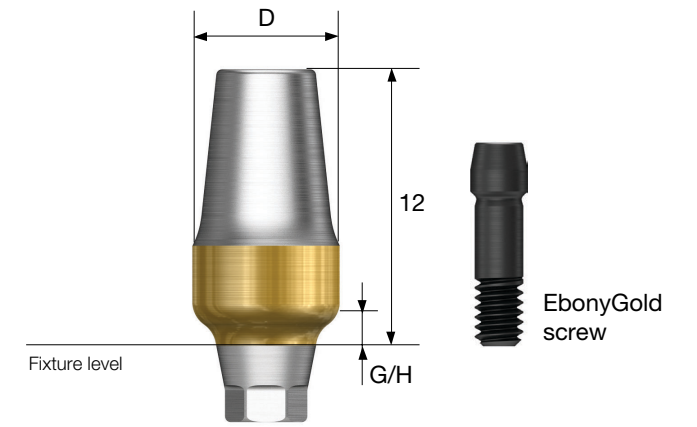
G/H Type	2.0			4.0		
	Hex A	Hex B	Non-Hex	Hex A	Hex B	Non-Hex
	GSAA6020A	GSAA6020B	GSAA6020N	GSAA6040A	GSAA6040B	GSAA6040N

# FreeForm ST Abutment



- Cement/combination-retained prosthesis
- Prep-able margins can be contoured as needed
- Fixture level impression
- Use a 1.2 hex driver
- Recommended tightening torque : 20Ncm(mini), 30Ncm(regular)
- Packing unit : abutment + EbonyGold screw

**Abutment + EbonyGold screw order code**  
 : pcode + **WH** (ex : GSFA5015**WH**)



**D Ø4.0**

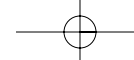
**M**  
 EbonyGold screw : GSABSM

G/H Type	1.5		3.0	
	Hex	Non-Hex	Hex	Non-Hex
	GSFAM4015	GSFAM4015N	GSFAM4030	GSFAM4030N

**D Ø4.0**

**R**  
 EbonyGold screw : GSABSS

G/H Type	1.5		3.0	
	Hex	Non-Hex	Hex	Non-Hex
	GSFA4015	GSFA4015N	GSFA4030	GSFA4030N



# FreeForm ST Abutment

D Ø5.0



EbonyGold screw  
: GSABSS

G/H Type	1.5		3.0	
	Hex	Non-Hex	Hex	Non-Hex
	GSFAS5015	GSFAS5015N	GSFAS5030	GSFAS5030N

D Ø5.0



EbonyGold screw  
: GSABSS

G/H Type	1.5		3.0	
	Hex	Non-Hex	Hex	Non-Hex
	GSFA5015	GSFA5015N	GSFA5030	GSFA5030N

D Ø6.0



EbonyGold screw  
: GSABSS

G/H Type	1.5		3.0	
	Hex	Non-Hex	Hex	Non-Hex
	GSFA6015	GSFA6015N	GSFA6030	GSFA6030N

D Ø7.0



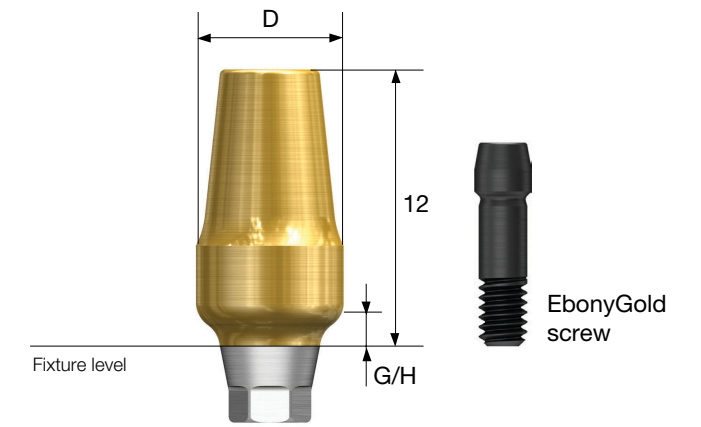
EbonyGold screw  
: GSABSS

G/H Type	1.5		3.0	
	Hex	Non-Hex	Hex	Non-Hex
	GSFA7015	GSFA7015N	GSFA7030	GSFA7030N

# FreeForm ST ID Abutment

• Non-insured FreeForm ST abutment

Abutment + EbonyGold screw order code  
: product code + WH (ex : BGSFA5015WH)



D Ø4.0



EbonyGold screw  
: GSABSM

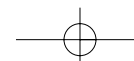
G/H Type	1.5		3.0	
	Hex	Non-Hex	Hex	Non-Hex
	BGSFAM4015	BGSFAM4015N	BGSFAM4030	BGSFAM4030N

D Ø4.0



EbonyGold screw  
: GSABSS

G/H Type	1.5		3.0	
	Hex	Non-Hex	Hex	Non-Hex
	BGSFA4015	BGSFA4015N	BGSFA4030	BGSFA4030N



# FreeForm ST ID Abutment

D Ø5.0



EbonyGold screw  
: GSABSS

G/H Type	1.5		3.0	
	Hex	Non-Hex	Hex	Non-Hex
	BGSFAS5015	BGSFAS5015N	BGSFAS5030	BGSFAS5030N

D Ø5.0



EbonyGold screw  
: GSABSS

G/H Type	1.5		3.0	
	Hex	Non-Hex	Hex	Non-Hex
	BGSFA5015	BGSFA5015N	BGSFA5030	GSFA5030NB

D Ø6.0



EbonyGold screw  
: GSABSS

G/H Type	1.5		3.0	
	Hex	Non-Hex	Hex	Non-Hex
	BGSFA6015	BGSFA6015N	BGSFA6030	BGSFA6030N

D Ø7.0



EbonyGold screw  
: GSABSS

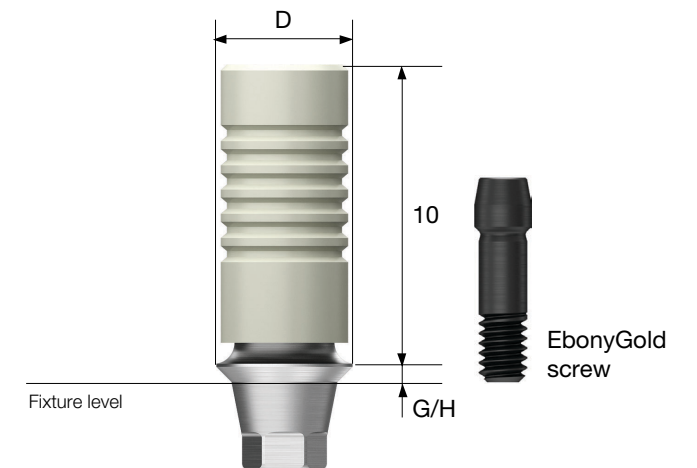
G/H Type	1.5		3.0	
	Hex	Non-Hex	Hex	Non-Hex
	BGSFA7015	BGSFA7015N	BGSFA7030	BGSFA7030N

# GoldCast Abutment



- Cement/combination/screw-retained prosthesis
- Customized prosthesis cast with gold alloy
- Abutment melting point : 1400~1450°C
- Fixture level impression
- Use a 1.2 hex driver
- Recommended tightening torque : 20Ncm(mini), 30Ncm(regular)
- Packing unit : abutment + EbonyGold screw

Abutment + EbonyGold screw order code  
: product code + WH (ex : GSGA4510SWH)



D Ø4.0



EbonyGold screw  
: GSABSM

G/H Type	1.0		3.0	
	Hex	Non-Hex	Hex	Non-Hex
	GSGA4010S	GSGA4010B	GSGA4030S	GSGA4030B

D Ø4.5



EbonyGold screw  
: GSABSS

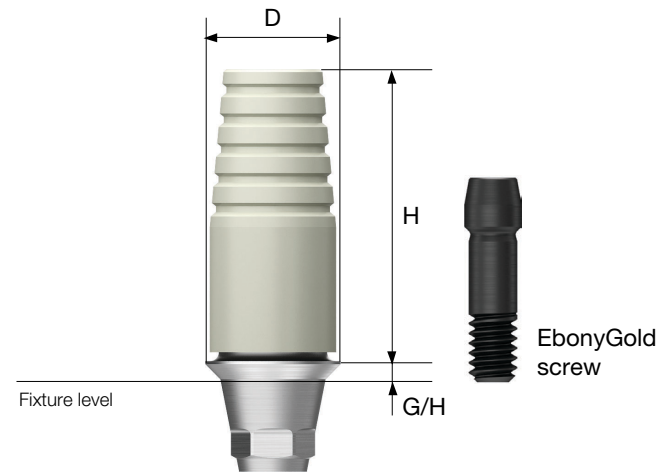
G/H Type	1.0		3.0	
	Hex	Non-Hex	Hex	Non-Hex
	GSGA4510S	GSGA4510B	GSGA4530S	GSGA4530B

# NP-Cast Abutment



- Cement/combination/screw-retained prosthesis
- Customized prosthesis cast with non-precious alloys
- Abutment melting point : 1400~1550°C
- Fixture level impression
- Use a 1.2 hex driver
- Recommended tightening torque : 20Ncm(mini), 30Ncm(regular)
- Packing unit : abutment + EbonyGold screw

**Abutment + EbonyGold screw order code**  
: product code + **WH** (ex : GSNA4510**SWH**)



TS SYSTEM

072

**D Ø4.0**



**EbonyGold screw**  
: GSABSM

G/H Type	1.0		3.0	
	Hex	Non-Hex	Hex	Non-Hex
	GSNA4010S	GSNA4010B	GSNA4030S	GSNA4030B

**D Ø4.5**



**EbonyGold screw**  
: GSABSS

G/H Type	1.0		3.0	
	Hex	Non-Hex	Hex	Non-Hex
	GSNA4510S	GSNA4510B	GSNA4530S	GSNA4530B

**OSSTEM<sup>®</sup>**  
IMPLANT


TS SYSTEM

073

PROSTHETIC FLOW DIAGRAM 3

# OneFit / Link / ZioCera / ZioCera Angled Temporary / Quick Temporary

Fixture Level Impression



## OneFit Abutment



- Cement/combination-retained prosthesis
- CAD/CAM designed and milled customized abutments
- Fixture level impression
- Abutment level impression is possible when using scan healing abutment
- Lead time (in working days)
  - Titanium : 5 days
  - Titanium + gold color : 7 days
- Use a 1.2 hex driver
- Recommended tightening torque : 20Ncm(mini), 30Ncm(regular)
- Packing unit : abutment + EbonyGold screw



TS SYSTEM

074

TS SYSTEM

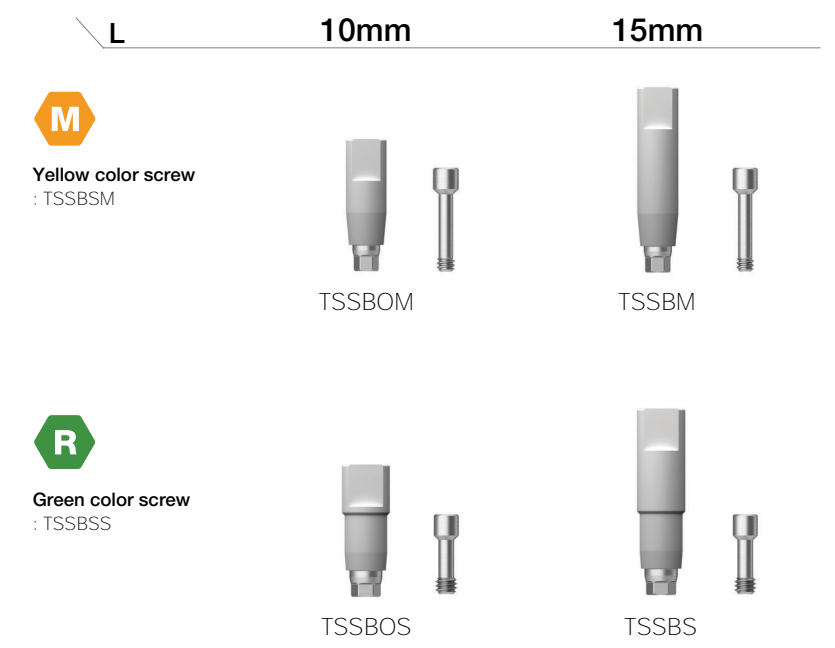
075

### Scan Body

- Scan body for titanium custom abutment production
- For model scan : long (15mm)
- For intra oral scan : short (10mm)
- Use a 1.2 hex driver (torque manually)
- Packing unit : scan body + Ti screw

Scan body + screw order code : product code + TH (ex : TSSBMTH)

**M** Mini  
**R** Regular



Scan body for other company's implant, OneFit abutment production

D Type	DESBSTH	Purple anodizing screw
Di Type		
Dt Type	CUSBSTH	
M Type		

# OneFit Zr Abutment

- Cement/combination-retained prosthesis
- Hybrid type custom abutment made by CAD/CAM
- Material : Ti base + Zr coping
- Suitable for making an esthetic prosthesis such as anterior teeth
- Fixture level impression
- Production period (working day basis) : 7 days
- Connected with 1.2 hex driver
- Recommended tightening torque : 20Ncm(mini), 30Ncm(regular)
- Packing unit : abutment assembly + EbonyGold screw



# Pre-Milled Abutment

- Making custom abutment with dental milling equipment
- Easy identification of non-genuine product with osstem activation mark
- Superior tightening accuracy compared to non-genuine
- Lineup for various milling equipment  
(milling manufacturers : Doowon, Vatech, Neo, Manix, Zirkozahn, and Yenadent)
- Packing unit: abutment + Ti screw

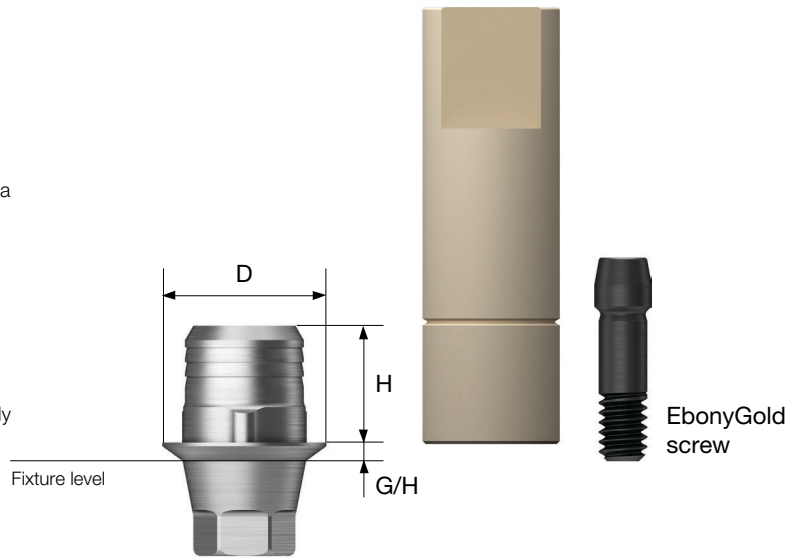
Scan body + screw order code  
: product code + WH or TH (ex : TSPM10ARMWH)



Equipment	Implant	D	Specifications		Code
Doowon ARUM Vatech imes-icore	Osstem TS	Ø10	Mini	Hex	TSPM10ARMWH
			Mini	Non-hex	TSPM10ARMNWH
			Regular	Hex	TSPM10ARRWH
	D type	Ø10	Regular	Non-hex	TSPM10ARRNWH
			Regular	Hex	DEPM10ARRTH
			Regular	Non-hex	DEPM10ARRNTH
N type	Ø10	Regular	Hex	NEPM10ARRTH	
		Regular	Non-hex	NEPM10ARRNTH	
		Regular	Hex	TSPM10CAMWH	
Neo Cameleon	Osstem TS	Ø10	Mini	Non-hex	TSPM10CAMNWH
			Regular	Hex	TSPM10CARWH
			Regular	Non-hex	TSPM10CARNWH
	D type	Ø10	Regular	Hex	DEPM10CARTH
			Regular	Non-hex	DEPM10CARNTH
			Regular	Hex	NEPM10CARTH
N type	Ø10	Regular	Non-hex	NEPM10CARNTH	
		Mini	Hex	TSPM10ZKMWH	
		Mini	Non-hex	TSPM10ZKMNWH	
Zirkozhan	Osstem TS	Ø10	Regular	Hex	TSPM10ZKRWH
			Regular	Non-hex	TSPM10ZKRNWH
			Mini	Hex	TSPM10MXMWH
Manix	Osstem TS	Ø10	Mini	Non-hex	TSPM10MXMNWH
			Regular	Hex	TSPM10MXRWH
			Regular	Non-hex	TSPM10MXRNWH

# Link Abutment for Public

- Cement/combination/screw-retained prosthesis
- Titanium base for CAD/CAM designed and milled zirconia custom abutment
- Use osstem's official implant library
- Fixture level impression
- Use a 1.2 hex driver
- Recommended tightening torque : 20Ncm(mini), 30Ncm(regular)
- Packing unit : abutment + EbonyGold screw + scan body



**Abutment + EbonyGold screw + scan body**  
 order code  
 : product code + **WH** (ex : TSPTB431RWH)

TS SYSTEM

078

## D Ø4.0



**EbonyGold screw**  
 : GSABSM

		G/H Type	1.0	2.0
Hex	3.0		TSPTB431M	TSPTB432M
	5.0		TSPTB451M	TSPTB452M
Non-Hex	3.0		TSPTB431MN	TSPTB432MN
	5.0		TSPTB451MN	TSPTB452MN



TS SYSTEM

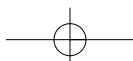
079

## D Ø4.5



**EbonyGold screw**  
 : GSABSS

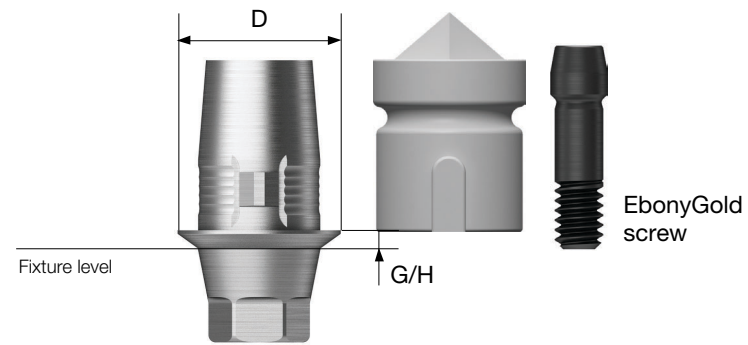
		G/H Type	1.0	2.0
Hex	3.0		TSPTB431R	TSPTB432R
	5.0		TSPTB451R	TSPTB452R
Non-Hex	3.0		TSPTB431RN	TSPTB432RN
	5.0		TSPTB451RN	TSPTB452RN



# Link Abutment for Cerec

- Cement/combination/screw-retained prosthesis
- Titanium base for CEREC™ CAD/CAM designed and milled zirconia custom abutment
- Use a 1.2 hex driver
- Recommended tightening torque : 20Ncm(mini), 30Ncm(regular)

**Abutment + EbonyGold screw + scan body**  
**order code**  
 : product code + **WH** (ex : TSCTBRWH)



## Scan Post

- Special post used to scan the position of the implant where space is limited (i.e. thick soft tissue, deeply inserted fixture)
- Connect scan body before scanning
- Use a 1.2 hex driver (torque manually)
- Packing unit : scan post + Ti screw

**Scan body + Screw order code**  
 : product code + **TH** (ex : TSCSPRTH)

- M** Mini
- R** Regular



**Yellow anodizing screw**  
 : GSABSM



**Green anodizing screw**  
 : GSABSSL




**EbonyGold screw**  
 : GSABSM

Type    Hex    Non-Hex



**EbonyGold screw**  
 : GSABSS

Type    Hex    Non-Hex



## Scan Body

- Scan after connecting to a link abutment for CEREC™, or a scan post
- Packing unit : scan body x 10ea



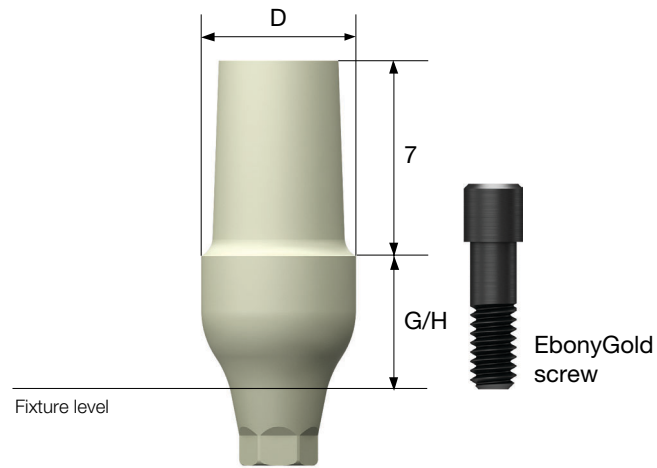


# ZioCera Abutment



- Cement/combination/screw-retained prosthesis
- Zirconium abutment for all ceramic prostheses ideal for anterior - esthetic zone
- Fixture level impression
- Use a 1.2 hex driver
- Abutment screw included
- Recommended tightening torque : 20Ncm(mini), 30Ncm(regular)
- Packing unit : abutment + EbonyGold screw

**Abutment + EbonyGold screw order code**  
: product code + **WH** (ex : GSZAS5535N**WH**)



**D Ø5.5**



**EbonyGold screw**  
: GSASR

G/H Type	3.5		5.0	
	Hex	Non-Hex	Hex	Non-Hex
	GSZAS5535	GSZAS5535N	GSZAS5550	GSZAS5550N

**D Ø6.5**



**EbonyGold screw**  
: GSASR

G/H Type	3.5		5.0	
	Hex	Non-Hex	Hex	Non-Hex
	GSZAS6535	GSZAS6535N	GSZAS6550	GSZAS6550N

TS SYSTEM

082

**D Ø4.5**



**EbonyGold screw**  
: GSASM

G/H Type	3.5		5.0	
	Hex	Non-Hex	Hex	Non-Hex
	GSZAM4535	GSZAM4535N	GSZAM4550	GSZAM4550N

**D Ø4.5**



**EbonyGold screw**  
: GSASR

G/H Type	3.5		5.0	
	Hex	Non-Hex	Hex	Non-Hex
	GSZAS4535	GSZAS4535N	GSZAS4550	GSZAS4550N

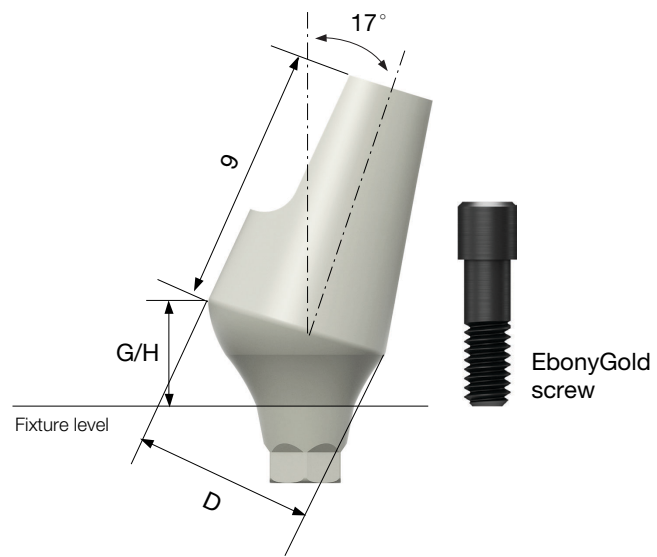
TS SYSTEM

083

# ZioCera Angled Abutment

- Cement/combination/screw-retained prosthesis
- Zirconium abutment for an all ceramic prostheses ideal for anterior - esthetic zone
- Angle compensation up to 23° without the need for additional adjustment
- Fixture level impression
- Use a 1.2 hex driver
- Abutment screw included
- Recommended tightening torque : 20Ncm(mini), 30Ncm(regular)
- Packing unit : abutment + EbonyGold screw

**Abutment + EbonyGold screw order code**  
: product code + **WH** (ex : GS17ZAS5530**WH**)



TS SYSTEM

084

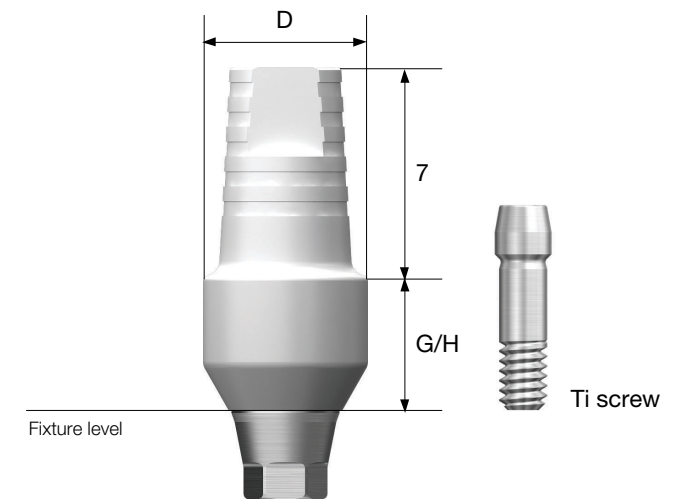
D Ø5.5	G/H 3.0		D Ø6.5	G/H 4.0	
	Type	Type		Type	Type
 EbonyGold screw : GSASR	Hex	Non-Hex	 EbonyGold screw : GSASR	Hex	Non-Hex
	GS17ZAS5530	GS17ZAS5530N		GS17ZAS6540	GS17ZAS6540N

# Quick Temporary Abutment



- Cement/screw-retained prosthesis
- A provisional prostheses for immediate loading
- Prep able and resin friendly
- Use a 1.2 hex driver
- Recommended tightening torque : 20Ncm(mini/regular)
- Packing unit : abutment + Ti screw

**Abutment + Ti screw order code**  
: product code + **TH** (ex : TSQTA5550**TH**)

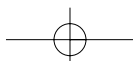


TS SYSTEM

085

D Ø4.0	G/H 1.5		G/H 5.0	
	Type	Type	Type	Type
 Ti screw : GSABSMT	Hex	Non-Hex	Hex	Non-Hex
	TSQTA4015M	TSQTA4015MN	TSQTA4050M	TSQTA4050MN

D Ø4.5	G/H 1.5		G/H 5.0	
	Type	Type	Type	Type
 Ti screw : GSABSMT	Hex	Non-Hex	Hex	Non-Hex
			TSQTA4550	TSQTA4550N



# Quick Temporary Abutment

D Ø4.5



Ti screw : GSABSST

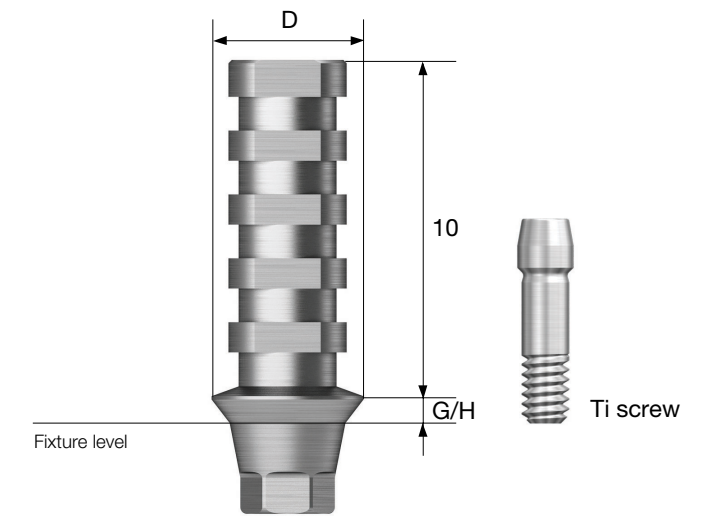
G/H Type	1.5		5.0	
	Hex	Non-Hex	Hex	Non-Hex
	TSQTA4515R	TSQTA4515RN	TSQTA4550R	TSQTA4550RN

G/H Type	1.5		5.0	
	Hex	Non-Hex	Hex	Non-Hex
			TSQTA5550	TSQTA5550N

# Temporary Abutment

- Cement/screw abutment for temporary prosthesis manufacture
- After prep, used to make temporary prosthesis
- Fixture level impression
- Using 1.2 hex driver
- Recommended tightening torque : 20Ncm(mini/regular)
- Packing unit : abutment + Ti screw

Abutment + Ti screw order code : product code + TH (ex : GSTTA4510TH)



D Ø4.0



Ti screw : GSABSMT

G/H Type	1.0		3.0	
	Hex	Non-Hex	Hex	Non-Hex
	GSTTA4010	GSTTA4010N	GSTTA4030	GSTTA4030N

D Ø4.5



Ti screw : GSABSST

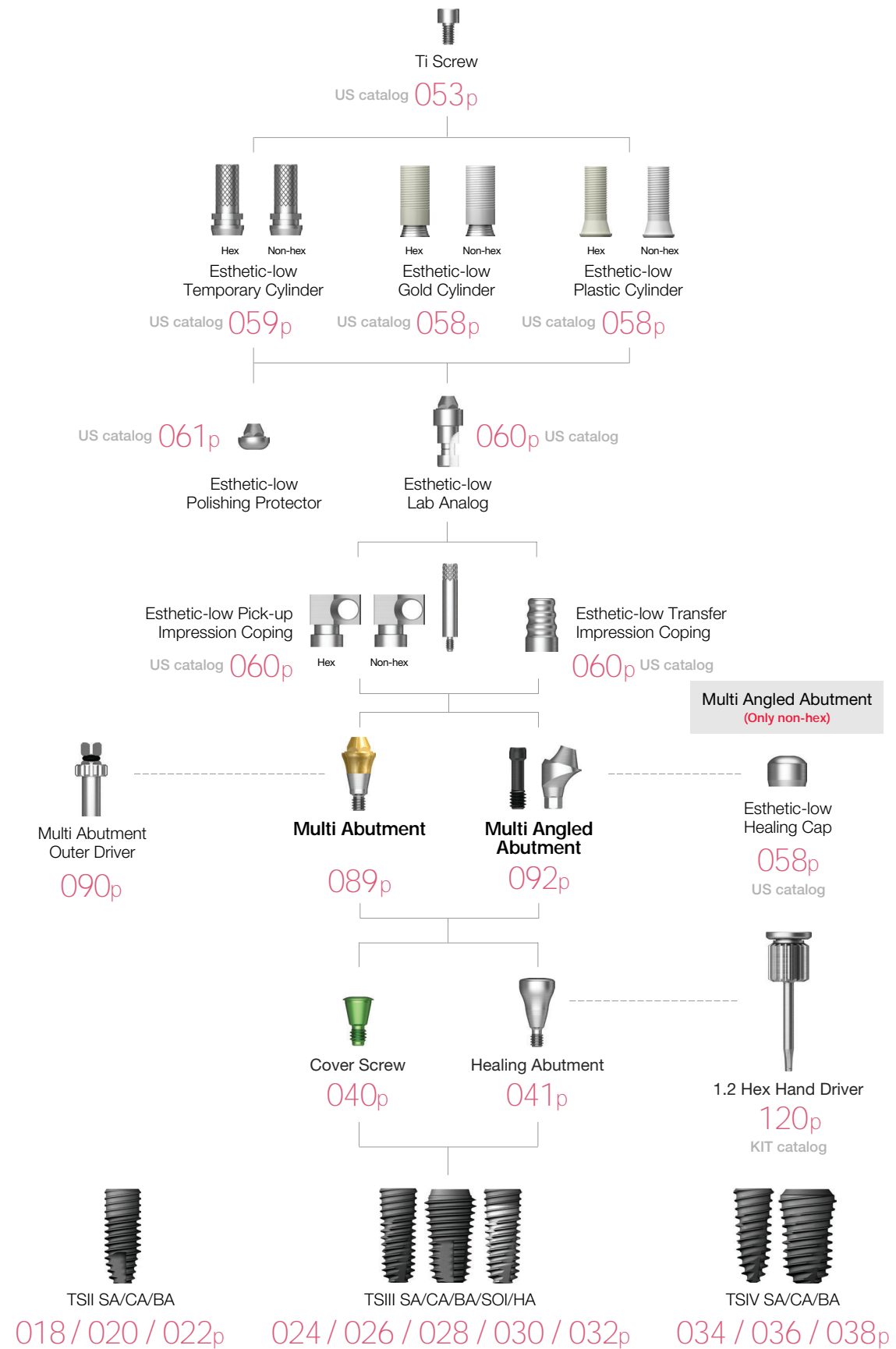
G/H Type	1.0		3.0	
	Hex	Non-Hex	Hex	Non-Hex
	GSTTA4510	GSTTA4510N	GSTTA4530	GSTTA4530N

D Ø5.5



Ti screw : GSABSST

PROSTHETIC FLOW DIAGRAM 4  
**Multi / Multi Angled**  
 Abutment Level Impression



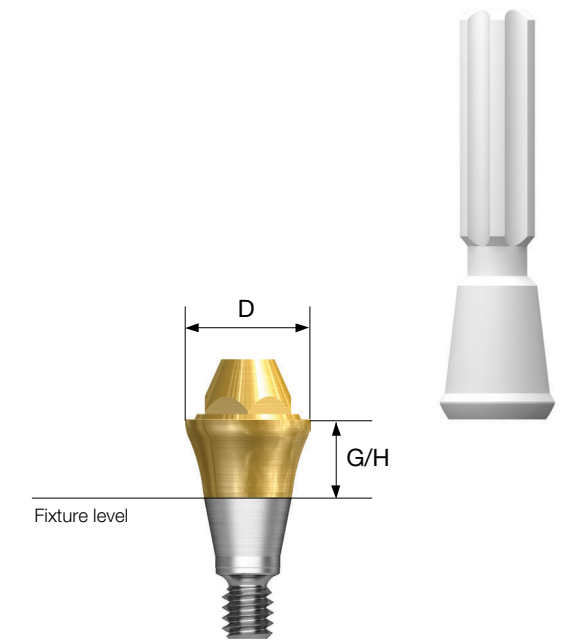
TS SYSTEM

088

**Multi Abutment**

- Screw-retained prosthesis for multiple prosthetic options
- Same platform as the multi angled abutment
- Restorative components : US esthetic low cylinder (regular/non-hex)
- Torque using multi abutment outer driver (code : MAOD)
- Recommended tightening torque : 30Ncm(mini/regular)
- Packing unit : abutment + carrier


Abutment + carrier order code  
 : product code + P (ex : TSMA5030P)



D Ø4.8



D Ø4.8



TS SYSTEM

089

# Multi Abutment Components

## Multi Abutment Outer Driver

- Multi abutment torque driver



MAOD

## Multi Combination Cylinder

- Used in the manufacture of combination abutment prosthesis in multi abutment
- Using 1.2 hex driver
- Recommended tightening torque : 20Ncm
- Packing unit : cylinder + Ti cylinder screw

Abutment + Ti screw order Code  
: product code + TH (ex : TSMC500TH)



D \ Type	Hex	Non-Hex
	 TSMC500	 TSMC500N



TSMC500



TSMC500N

## Multi Abutment Machine Driver

- Multi abutment machine driver



MAMD

## Multi Abutment NP-Cast Cylinder

- Used in the manufacture of screw abutment prosthesis in multi abutments
- Used for customized prosthesis by casting with non-precious alloy
- Cylinder's melting temperature : 1400~1550°C
- Using 1.2 hex driver
- Recommended tightening torque : 20Ncm
- Packing unit : cylinder + Ti cylinder screw

Abutment + Ti Screw order Code  
: product code + TH (ex : TSMN500TH)



D \ Type	Hex	Non-Hex
	 TSMN500	 TSMN500N



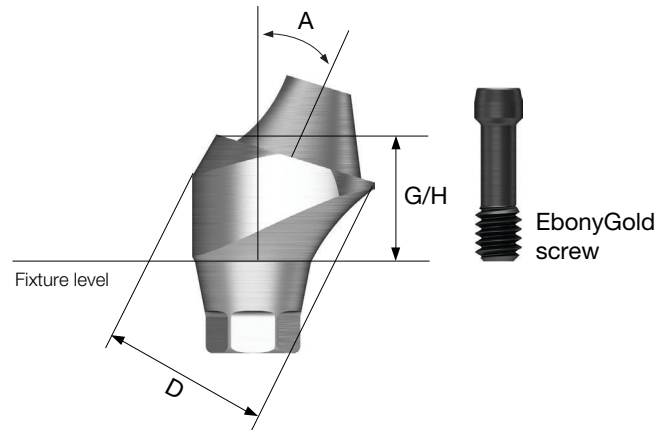
TSMN500



TSMN500N

# Multi Angled Abutment

- Screw-retained prosthesis for multiple prosthetic options
- Same platform as the multi angled abutment
- Angle compensation up to 108°
- Restorative components : US esthetic low cylinder (regular/non-hex)
- Abutment screw included
- Use a 1.2 hex driver
- Recommended tightening torque : 20Ncm(mini), 30Ncm(regular)
- Packing unit : abutment + EbonyGold screw



**Abutment + EbonyGold screw order code**  
 : product code + **WH** (ex : GS17MAS4840**WH**)




TS SYSTEM




**D Ø4.8**



**EbonyGold screw**  
 : GSMABSM

092




Angle \ G/H	2.5	3.0	4.0
17°	 GS17MAM4820	 GS17MAM4830	 GS17MAM4840




Angle \ G/H	3.5	4.0	5.0
30°	 GS30MAM4830	 GS30MAM4840	 GS30MAM4850

**D Ø4.8**



**EbonyGold screw**  
 : GSMABSS

Angle \ G/H	2.5	3.0	4.0
17°	 GS17MAS4820	 GS17MAS4830	 GS17MAS4840

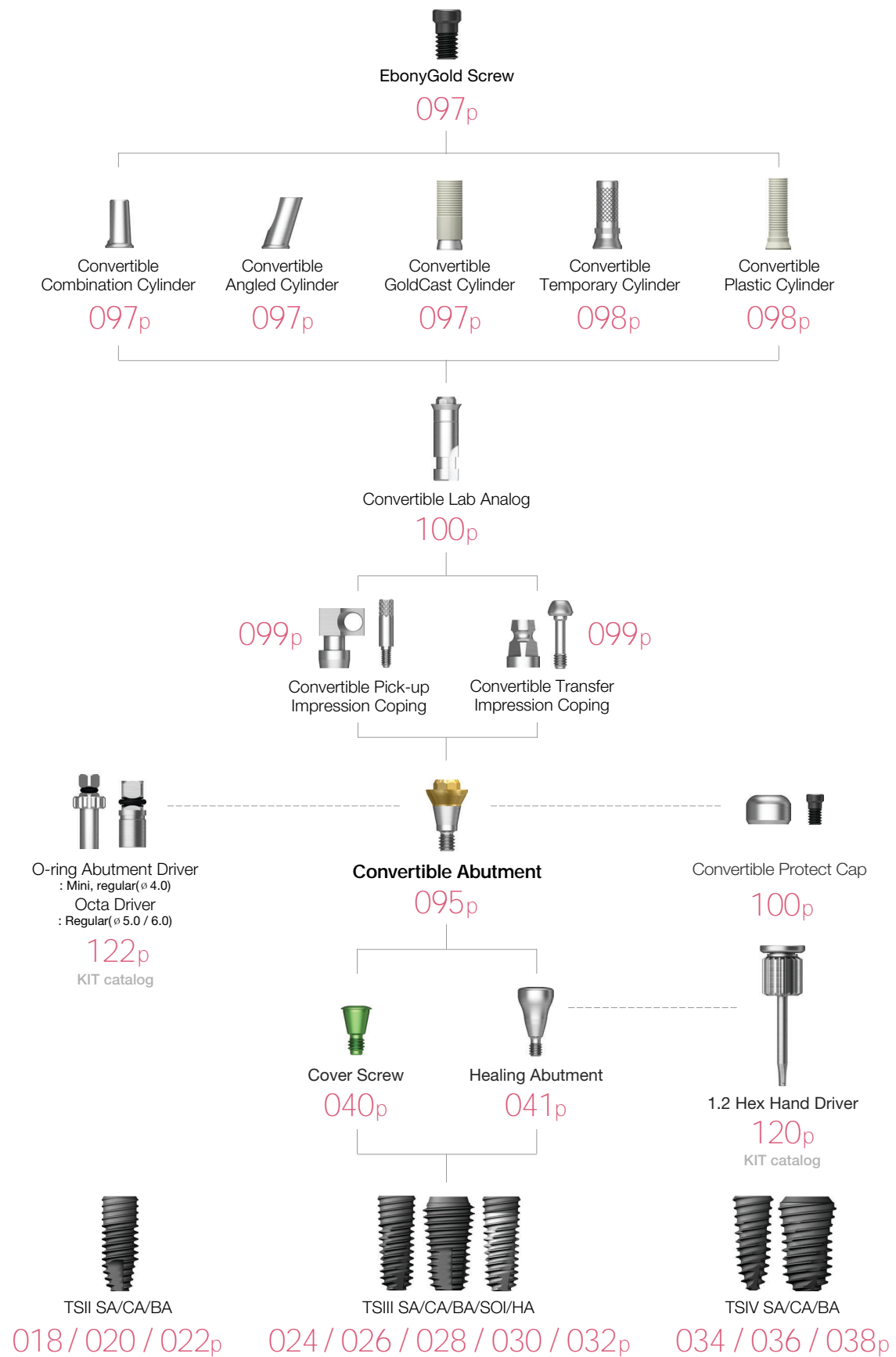
Angle \ G/H	3.5	4.0	5.0
30°	 GS30MAS4830	 GS30MAS4840	 GS30MAS4850

**OSSTEM<sup>®</sup>**  
 IMPLANT

TS SYSTEM

093

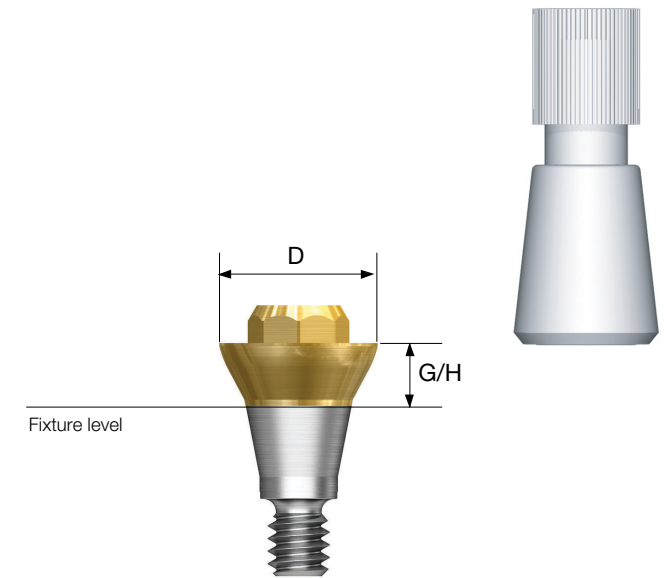
PROSTHETIC FLOW DIAGRAM 5  
**Convertible**  
 Abutment Level Impression



# Convertible Abutment



- Screw-retained prosthesis in multiple scenarios
- Angle compensation up to 60°
- Torque using convertible abutment outer driver
  - ø 4.0 : torque using o-ring abutment driver (code : AORD)
  - ø 5.0/6.0 : torque using octa abutment driver (code : ODSL/ODSS)
- Recommended tightening torque : 30Ncm(mini/regular)
- Packing unit : abutment + carrier



Abutment + carrier order code  
 : product code + P (ex : GSCA5030P)

D ø 4.0



G/H	1.0	2.0	3.0	4.0	5.0
					-
	GSCA4010	GSCA4020	GSCA4030	GSCA4040	-

D ø 4.0



G/H	1.0	2.0	3.0	4.0	5.0
					-
	GSCAS4010	GSCAS4020	GSCAS4030	GSCAS4040	-

# Convertible Abutment

D Ø5.0



G/H	1.0	2.0	3.0	4.0	5.0
	GSCA5010	GSCA5020	GSCA5030	GSCA5040	GSCA5050

D Ø6.0



G/H	1.0	2.0	3.0	4.0	5.0
	GSCA6010	GSCA6020	GSCA6030	GSCA6040	GSCA6050

# Convertible Abutment Components

## Convertible Combination Cylinder

- Combination-retained prostheses possible
- Use a 1.2 hex driver
- Recommended tightening torque : 20Ncm
- Packing unit : cylinder + EbonyGold cylinder screw

Abutment + EbonyGold screw order code  
: product code + WH (ex : GSCC5070TWH)



D \ H Type	7.0		
	Hex	Non-Hex	Octa
Ø 4.0 / Ø 4.0	 GSCC4070T	 GSCC4070TN	 -
Ø 5.0	-	-	GSCC5070T
Ø 6.0	-	-	GSCC6070T

**EbonyGold screw**  
: GSFSM (Ø 4.0 / Ø 4.0)  
: GSFSR (Ø 5.0 / Ø 6.0)

## Convertible Angled Cylinder

- Combination-retained prosthesis possible
- Angle compensation up to 17°
- Use a 1.2 hex driver
- Recommended tightening torque : 20Ncm
- Packing unit : cylinder + EbonyGold cylinder screw

Abutment + EbonyGold screw order code  
: product code + WH (ex : GSAC5080TWH)



D \ H Type	8.0		
	Hex	Non-Hex	Octa
Ø 4.0 / Ø 4.0	 GSAC4080T	 GSAC4080TN	 -
Ø 5.0	-	-	GSAC5080T
Ø 6.0	-	-	GSAC6080T

**EbonyGold screw**  
: GSFSM (Ø 4.0 / Ø 4.0)  
: GSFSR (Ø 5.0 / Ø 6.0)

## Convertible GoldCast Cylinder

- Screw-retained prosthesis
- Customized prosthesis cast with gold alloy
- Cylinder melting point: 1400~1450°C
- Use a 1.2 hex driver
- Recommended tightening torque : 20Ncm
- Packing unit : cylinder + EbonyGold cylinder screw

Abutment + EbonyGold screw order code  
: product code + WH (ex : GSGC500WH)



D \ H Type	12		
	Hex	Non-Hex	Octa
Ø 4.0 / Ø 4.0	 GSGC400	 GSGC400N	 -
Ø 5.0	-	-	GSGC500
Ø 6.0	-	-	GSGC600

**EbonyGold screw**  
: GSFSM (Ø 4.0 / Ø 4.0)  
: GSFSR (Ø 5.0 / Ø 6.0)



# Convertible Abutment Components

## Convertible Temporary Cylinder

- Provisional prosthesis (Ti Gr-3)
- Use a 1.2 hex driver
- Recommended tightening torque : 20Ncm
- Packing unit : cylinder + Ti cylinder screw

Abutment + Ti screw order code  
: product code + TH (ex : GSCTC500TH)

- M** Mini
- R** Regular

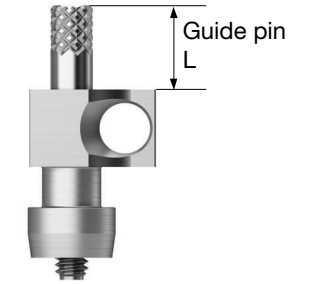
D \ H	Type	12		
		Hex	Non-Hex	Octa
Ø 4.0 / Ø 4.0		GSCTC400T	GSCTC400TN	-
Ø 5.0		-	-	GSCTC500T
Ø 6.0		-	-	GSCTC600T

EbonyGold screw  
: GSFSMT (Ø 4.0 / Ø 4.0)  
: GSFSRT (Ø 5.0 / Ø 6.0)

## Convertible Pick-up Impression Coping

- Components for fixture level impression
- A pick-up impression coping
- Use a 1.2 hex driver (torque manually)
- Packing unit : impression coping body + guide pin(\*)

- M** Mini
- R** Regular



D \ L	Guide Pin	
	0	5.0
Ø 4.0 / Ø 4.0	GSPIC400 (Hex / Yellow)	-
Ø 5.0	GSPIC500 (Octa / Silver)	GSCGP400S GSCGP400L*
Ø 6.0	GSPIC600 (Octa / Blue)	GSCGP500S GSCGP500L*

## Convertible Plastic Cylinder

- Screw-retained prosthesis
- Customized prosthesis cast with non-precious alloys
- Use a 1.2 hex driver
- Recommended tightening torque : 20Ncm
- Packing unit : cylinder + EbonyGold cylinder screw

Abutment + EbonyGold screw order code  
: product code + WH (ex : GSCPL500WH)

- M** Mini
- R** Regular

D \ H	Type	12		
		Hex	Non-Hex	Octa
Ø 4.0 / Ø 4.0		GSCPL400	GSCPL400N	-
Ø 5.0		-	-	GSCPL500
Ø 6.0		-	-	GSCPL600

EbonyGold screw  
: GSFSM (Ø 4.0 / Ø 4.0)  
: GSFSR (Ø 5.0 / Ø 6.0)

## Convertible Transfer Impression Coping

- Transfer impression coping
- Use a 1.2 hex driver (torque manually)
- Packing unit : impression coping body + guide pin

- M** Mini
- R** Regular

D	
Ø 4.0 / Ø 4.0	GSTIC400 (Hex / Yellow)
Ø 5.0	GSTIC500 (Octa / Silver)
Ø 6.0	GSTIC600 (Octa / Blue)



# Convertible Abutment Components

## Convertible Protect Cap

- Protective cap
- Use a 1.2 hex driver (fastened manually)
- Packing unit : protect cap + EbonyGold screw

**Abutment + EbonyGold screw order code**  
: product code + **WH** (ex : GSCHC500**WH**)

- M** Mini
- R** Regular

	D		
<b>Ø 4.0 / Ø 4.0</b>	GSCHC <b>400</b> (Hex)	-	-
<b>Ø 5.0</b>	-	GSCHC <b>500</b> (Non-Octa)	-
<b>Ø 6.0</b>	-	-	GSCHC <b>600</b> (Non-Octa)
<b> EbonyGold screw</b>			
: GSFSM (Ø 4.0 / Ø 4.0)			
: GSFSR (Ø 5.0 / Ø 6.0)			

## Convertible Lab Analog

- A lab analog
- Use a 1.2 hex driver (fastened manually)

- M** Mini
- R** Regular

	D		
<b>Ø 4.0 / Ø 4.0</b>	GSCLA <b>400</b> (Hex)	-	-
<b>Ø 5.0</b>	-	GSCLA <b>500</b> (Octa)	-
<b>Ø 6.0</b>	-	-	GSCLA <b>600</b> (Octa)



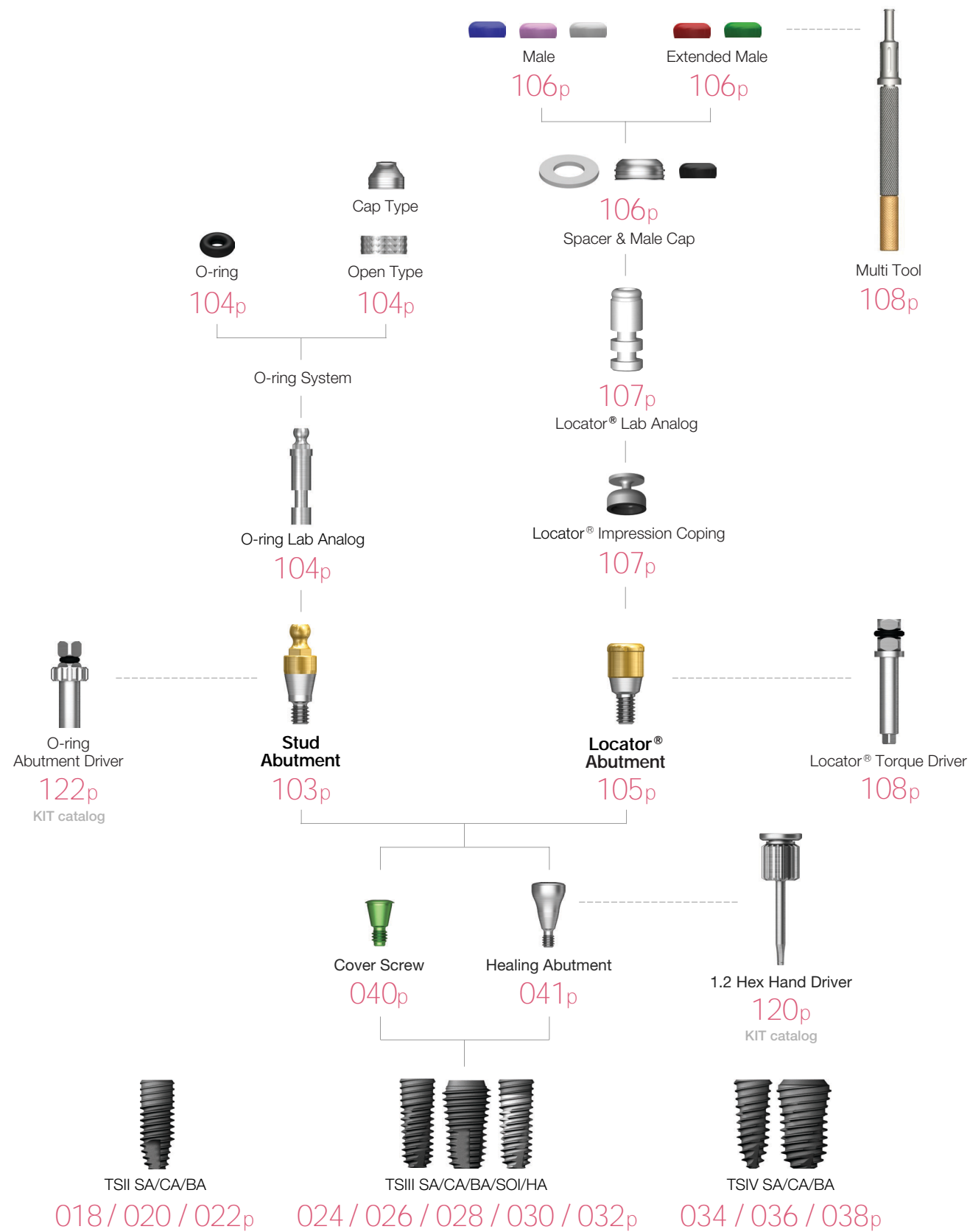
## Convertible Polishing Protector

- Protects GoldCast/plastic cylinder joints during polishing process
- Use a 1.2 hex driver (torque manually)

- M** Mini
- R** Regular

	D		
<b>Ø 4.0 / Ø 4.0</b>	GSCPC <b>400</b> (Hex)	-	-
<b>Ø 5.0</b>	-	GSCPC <b>500</b> (Octa)	-
<b>Ø 6.0</b>	-	-	GSCPC <b>600</b> (Octa)

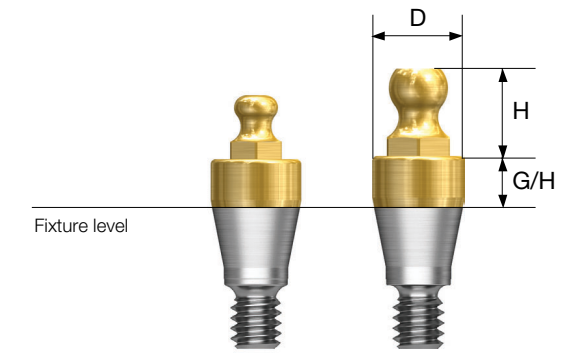
PROSTHETIC FLOW DIAGRAM 6  
**Stud / Locator®**  
 Overdenture



# Stud Abutment



- Retains overdenture with o-ring system
- Angle compensation up to 20°
- Torque using outer driver (code : AORD)
- Recommended tightening torque : 30Ncm(mini/regular)
- Ball head diameter
  - Small size :  $\phi$  1.7 (H 2.5mm)
  - Normal size :  $\phi$  2.25 (H 3.4mm)



**D  $\phi$  3.5**

**M**

G/H	1.0	2.0	3.0	4.0	5.0	6.0
Small Size	GSST3510M	GSST3520M	GSST3530M	GSST3540M	GSST3550M	GSST3560M
Normal Size	GSSAM3510	GSSAM3520	GSSAM3530	GSSAM3540	GSSAM3550	GSSAM3560

**D  $\phi$  3.5**

**R**

G/H	1.0	2.0	3.0	4.0	5.0	6.0
Small Size	GSST3510R	GSST3520R	GSST3530R	GSST3540R	GSST3550R	GSST3560R
Normal Size	GSSA3510	GSSA3520	GSSA3530	GSSA3540	GSSA3550	GSSA3560

# Stud Abutment Components

## O-ring Retainer Cap Set

- O-ring housing
- Place appropriate o-ring in the metal housing before connecting to the abutment
- Packing unit : retainer cap + o-ring



RCS01

## O-ring Retainer Set

- Used when vertical dimension is shorter than the retainer cap
- Packing unit : retainer cap + o-ring



RS01

## O-ring Set

- O-ring set
- Packing unit : o-ring x 5ea



OAON01S

## O-ring Lab Analog

- A lab analog for o-ring abutment
- Packing unit : o-ring x 5ea

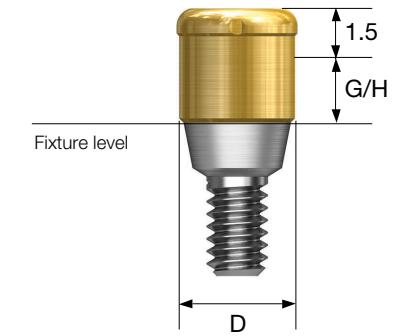


OAL

# Locator<sup>®</sup> Abutment




- Genuine zest anchors abutment
- Angle compensation up to 40°
- 1.5mm lower profile, attachment with various and stable retention forces
- Torque using a dedicated outer driver (code : TWLDLK/TWLDLSK)
- Recommended tightening torque : 30Ncm




D Ø3.7

M



D Ø3.7

R



# Locator® Abutment Components

## Locator® Male Processing Kit

- Components
  - Block out spacer / denture cap connected black processing male
  - Replacement male blue/pink/clear
- A full range of retentive males are included with each denture cap to allow personalized retention for each specific patient
- Locator core tool places and removes nylon retentive males
- Packing unit : 2 sets



LMPS

## Locator® Replacement Male

- Retention force : approx. 6N
  - Angle compensation up to 20°
  - Packing unit : 4ea
- 
- Retention force : approx. 12N
  - Angle compensation up to 20°
  - Packing unit : 4ea
- 
- Retention force : approx. 22N
  - Angle compensation up to 20°
  - Packing unit : 4ea



LRM06S



LRM12S



LRM22S

## Locator® Extended Replacement Male

- Retention force : approx. 6N
  - Angle compensation up to 20~40°
  - Packing unit : 4ea
- 
- Retention force : approx. 12N
  - Angle compensation up to 20~40°
  - Packing unit : 4ea



LEM06S



LEM12S

## Locator® Black Processing Male

- A nylon male used in prosthesis fabrication process
- Packing unit : 4ea



LBPS

## Locator® Block Out Spacers

- Place block-out spacers on the heads of the locator abutments. Position denture cap with integrated black processing onto the locator abutments. If necessary add additional block-out spacers until no gap is visible between female, block-out spacer and gum.
- Packing unit : 20ea



LBSS

## Locator® Impression Coping


- A pick up impression coping
- Closed tray
- Packing unit : 4ea



LICS

## Locator® Lab Analog

- A lab analog for locator abutment
- Packing unit : 4ea



LAL40S

# Locator® Abutment Components

## Locator® Core Tool

- Places and removes nylon retentive males in the denture cap
- Separates into three different tools, includes a hand driver for locator abutment

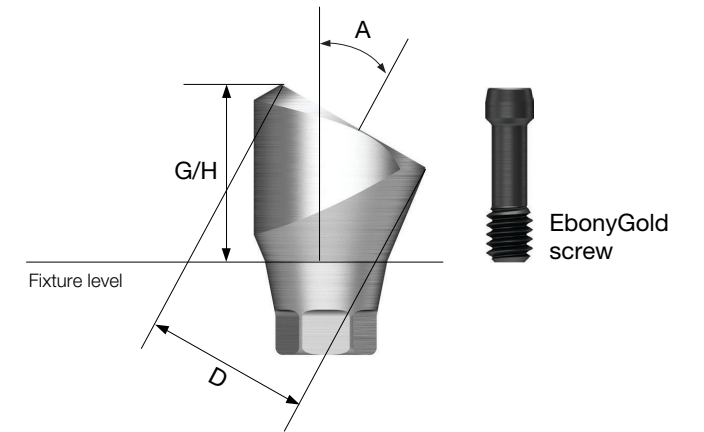


LCCT

# Port Angled Abutment

- Abutment level impression
- Angle compensation up to 60°
- Use a 1.2 hex driver
- Recommended tightening torque : 20Ncm(mini), 30Ncm(regular)
- Packing unit : abutment + EbonyGold screw

Abutment + EbonyGold screw order code : product code + WH (ex : TS30PA455RWH)



## Locator® Torque Driver

- A torque driver

Type Short Long



TWLDSK









TWLDLK

D Ø4.6



EbonyGold screw : GSMABSM

Angle \ G/H	4.0	5.0
10°	 TS10PA454M	 TS10PA455M
17°	 TS17PA454M	 TS17PA455M
30°	 TS30PA454M	 TS30PA455M

# Port Angled Abutment

D Ø4.6



EbonyGold screw  
: GSMABSS

Angle \ G/H	4.0	5.0
10°	 TS10PA454R	 TS10PA455R

Angle \ G/H	4.0	5.0
17°	 TS17PA454R	 TS17PA455R

Angle \ G/H	4.0	5.0
30°	 TS30PA454R	 TS30PA455R

# Port Angled Abutment Components

## Port Angled Abutment Head

- Torque using a locator torque driver
- Recommended tightening torque : 20Ncm
- Packing unit : abutment head + carrier

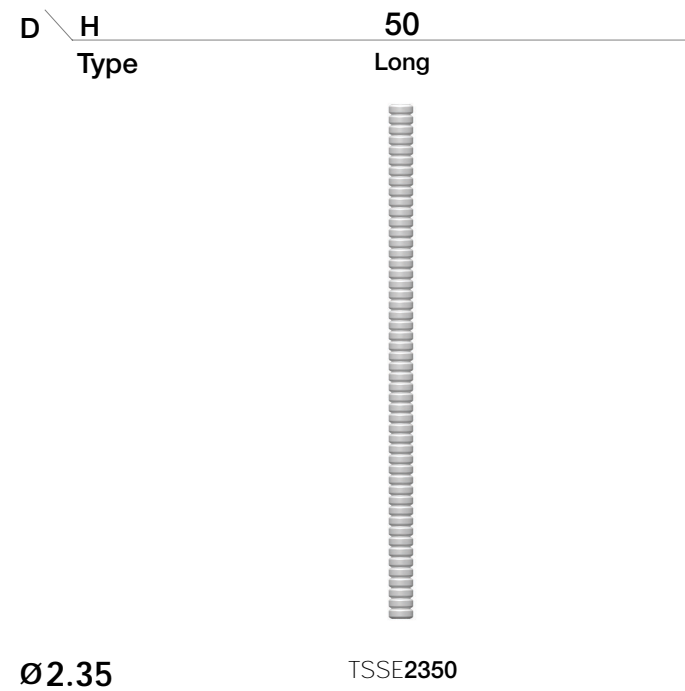


PTAAH450P

# OneSeal

## OneSeal

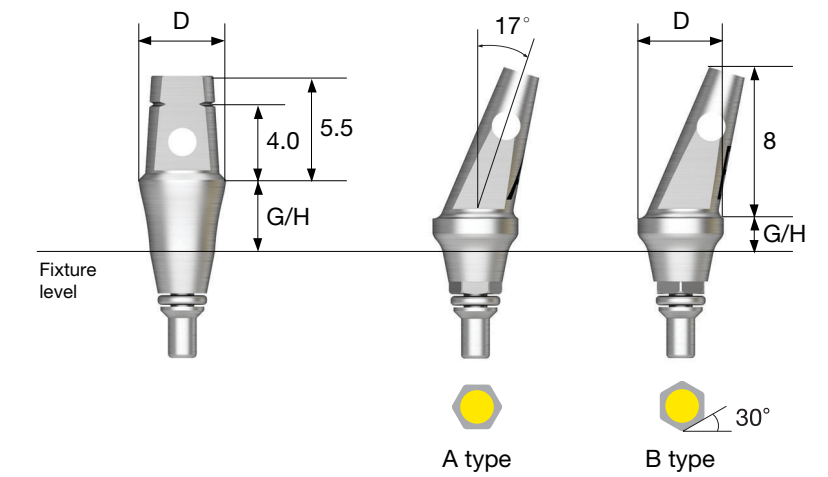
- Disposable medical devices for internal filling of superstructure
- Cut to desired length (medical silicone)
- Packing unit : short 10ea / long 5ea



# TS Abutment Selector

- Component accessory; the ability to predict the final abutment specification
- Rigid, transfer, angled abutment limited
- PSU ring combination allows manual tightening and removal
- Hole for oral drop prevention

- M** Mini (Yellow)
- R** Regular (Green)



## Straight Type

G/H	2.0	4.0
Ø 4.0	TSSS4020	TSSS4040
Ø 4.5	TSSS4520	TSSS4540
Ø 5.0	TSSS5020	TSSS5040
Ø 6.0	TSSS6020	TSSS6040

## Angled Type

G/H Type	2.0		4.0	
Type	Hex A	Hex B	Hex A	Hex B
Ø 4.0	TSSA4020A	TSSA4020B	TSSA4040A	TSSA4040B
Ø 4.5	TSSA4520A	TSSA4520B	TSSA4540A	TSSA4540B
Ø 5.0	TSSA5020A	TSSA5020B	TSSA5040A	TSSA5040B



# Scan Healing Abutment

- Healing abutment with scan body function
- Specification by top maker shape (refer to table below)
- Abutment level impression
- Using a carrier, the scan healing abutment can be easily transported in the mouth
- It has screw for each length (not interchangeable)
- Use a 1.2 hex driver (torque manually)
- Packing unit : healing abutment body + screw

**Abutment + Ti screw order code**

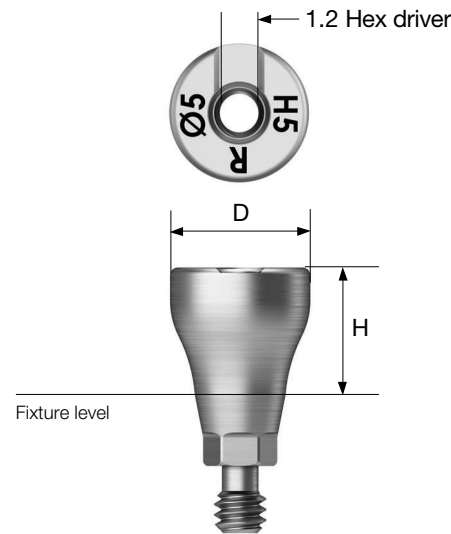
: product code + TH (ex : TSSHA505RTH)

**M** Mini

**R** Regular

**Matching table**

<b>Healing Abutment</b>	<b>H</b>	3.0	4.0	5.0	7.0
<b>Abutment</b>	<b>G/H</b>	1.0	2.0 or 3.0	3.0 or 4.0	5.0 and above
<b>Impression coping</b>	<b>Type</b>	Short	Short	Long	Long












# Scan Healing Abutment Components





## Scan Healing Abutment Carrier

- Scan healing abutment is delivered in the mouth
- Select according to body diameter
- Material : PEEK



<b>H \ D</b>	<b>Ø 4.0</b>	<b>Ø 4.5</b>	<b>Ø 5.0</b>	<b>Ø 6.0</b>	<b>Ø 7.0</b>
<b>9.0</b>	 TSSHAC400	 TSSHAC450	 TSSHAC500	 TSSHAC600	 TSSHAC700

<b>D \ H</b>	<b>3.0</b>	<b>4.0</b>	<b>5.0</b>	<b>7.0</b>
<b>Some cutting on the side</b>	 TSSHA403M TSSHA453M	 TSSHA404M TSSHA454M	 TSSHA405M TSSHA455M	 TSSHA407M TSSHA457M

<b>D \ H</b>	<b>3.0</b>	<b>4.0</b>	<b>5.0</b>	<b>7.0</b>
<b>Cutting to the hole</b>	 TSSHA403R TSSHA453R	 TSSHA404R TSSHA454R	 TSSHA405R TSSHA455R	 TSSHA407R TSSHA457R

# Instructions for Use (AUG. 2017, Ver. 5.5)

## Description of Osstem implant system

Osstem Implant is a brand for implant materials for dental practices, and the fixture is made mainly of titanium. The abutment, prosthetic components and tools for the Osstem Implant system are compatible with the Osstem Implant fixture only. Using this product in combination with products from other manufacturers may cause various problems including loosening and fracture due to incomplete locking and compatibility issues. Refer to the manual or the catalogue or our website (www.osstem.com) for details. See the product label for the product code, specifications, manufacturing date, and expiration date.

## Sterility

The fixture, cover screw, and healing abutment are cleansed and sterilized with gamma radiation. This product is a disposable sterilized medical device intended for one-time use. In order to prevent contamination or infection of the product or operated site, the product must be used using a sterilized instrument in a sterilized environment. Damaged products, products with open packaging, or expired products must be discarded due to potential risks of contamination, infection, or osseointegration failure. Re-sterilization or re-use of the product may result in infection, osseointegration failure, or implant damage due to reduced accuracy.

## Storage condition

Keep the product in a dry place at room temperature(1~30°C). Keep away from direct sunlight.

## General precautions

The surgical technology of dental implant involves an expert, complex procedure. Formal training is required to perform implant surgery. Careful considerations must be made before the operation in case of bone disorders (osteoporosis, osteomalacia) or metabolic disorders of the bone.

## Precautions

Determine the local anatomy and suitability of the available bone for implant placement. Prepare the implant considering the expected situations and cautions. Excessive occlusal load may cause loosening or fracture of an implant. In order to avoid this condition, the implant must be placed in accurate location and direction considering the relationship between the implant and opposing dentition. Visual inspection as well as panoramic and periapical radiographs are essential to determine anatomical landmarks, occlusal conditions, periodontal status, and the adequacy of the bone. Adequate radiographs, direct palpation, and visual inspection of the implant site are necessary prior to implant surgery.

## Procedural precautions

Osstem Implant System is for single and two stage surgical procedures. As much as possible, try to minimize damage to the cell tissue and surgical trauma, pay special attention to maintaining the temperature at the implant site and removal of the source of contamination and infection. All drills and taps must be sufficiently and continuously irrigated for cooling during use. Implant placement should be accomplished at very low speed (25-30 rpm) or manually. Excessive torque (greater than 55Ncm) in the fixture placement can have adverse effects such as partial fracture or necrosis of the bone. Placing an implant tilted by 30° or higher is not recommended due to possible fracture of implant. Immediate loading to the fixture right after the surgery should be avoided. The bone quality and initial stability after fixture placement are important elements in determining the appropriate loading time. Mini-diameter implant or implant with diameter of 4.0 or less and which integrates with angled abutment may be fractured due to limitations of structural rigidity. They are not recommended for use in a posterior area. The Ultra-Wide fixtures are intended to be used only to replace molar teeth and

that angled abutments are not to be used with the Ultra-Wide fixtures. Evaluate the quantity of bone and radiographs to assess any potential anatomical contraindications to use of the Ultra-Wide fixture. For the placement of the Short Implant (diameter is 5mm or more and length is shorter than 7mm) which is used on the molar region only, clinicians should closely examine the patients for any of the following conditions: 1) perimplant bone loss, 2) changes to implant's response to percussion, 3) radiographic changes in bone to implant contact along the implant's length. If a short implant shows mobility or greater than 50% bone loss, the implant should be considered for possible removal. And clinicians should consider a two-stage surgical approach, splinting a short implant to an additional implant, and placement of the widest possible fixture. Allow longer healing periods for osseointegration before fabrication of the prosthesis and avoid immediate loading. Products with diameter of 3.25mm or less must be used exclusively for mandibular anterior teeth in order to prevent fracture due to excessive occlusal load. It is recommended that you should avoid applying HA coated fixture to hard bone, and the insertion torque of the implant should be less than 35Ncm, because cracks or damages might occur in the coated layer during implant placement. The surfaces of CA and SOI have the same physical shape as the SA surface made through blasting and etching treatments. After the SA surface treatment, to prevent the products' exposure to the atmosphere, CA is stored in solution, whereas SOI is stored in water-film coating form; it is designed to maintain the chemically activated state of the SA surface. Thus, CA or SOI products should be implanted in the target region at least within 15 minutes of taking them out of the container.

## Warning

The selection of inappropriate patients and surgical methods can cause implant failure or loss of bone supporting the implant. Osstem implants must not be used for purposes other than the recommended use and must not be remodeled. Implant mobility, bone loss, and chronic infection can result in failure of the implant surgery.

## Indications for use

The Osstem Implant System is an artificial dental root that has been designed for use in dental implant treatment in order to recover lost teeth. The system is implanted via a surgical method in maxillary or mandibular bone to replace natural dental root. The Osstem Implant System is indicated for use in partially or fully edentulous mandibles and maxillae, in support of single or multiple-units restorations including; cemented retained, screw retained, or overdenture restorations, and final or temporary abutment support for fixed bridgework. It is intended for delayed loading. Products with diameter of 3.25mm or less must be used exclusively for mandibular anterior teeth in order to prevent fracture due to excessive occlusal load.

## Side effects

A few problems may occur after the operation (loss of implant stability, damage of prosthesis, etc.). Deficient quality and quantity of the remaining bone, infection, allergic reaction, inferior oral hygiene or uncooperativeness of patient, implant mobility, partial deterioration of tissue, and improper position or arrangement of implants may cause the above mentioned problems.

## Contraindications

- Contraindications include the following, but are not limited to:
- Patients with hemophilia or difficulties related to bone or wound treatment
  - Patients with uncontrollable diabetes, heavy smoker or alcoholic
  - Patients whose immunity system is inactive due to chemical therapy or radiation therapy
  - Patients with oral infection or inflammation (improper oral hygiene, bruxism)
  - Patients with untreatable occlusion/joint disorder, insufficient dental arch space
  - Any patient who is not suitable for an surgery

**OSSTEM<sup>®</sup>**  
IMPLANT

■ **Manufacturer : Osstem Implant Co., Ltd.**  
203, Geoje-daero, Yeonje-gu, Busan, Korea  
TEL 82-51-850-2500 FAX 82-51-861-4693



2460



Sterilized using irradiation



Use by



Manufacture



**DEUTSCHE OSSTEM GmbH.**  
Mergenthalerallee 25  
65760 Eschborn, Germany  
+49-(0)6196-777-550



Do not reuse



Date of manufacture



Keep away from sunlight



Catalogue number



Non-Sterile



Keep dry

## Rx only

For USA only : Federal law restricts this device to sale by or on the order of a dentist



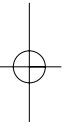
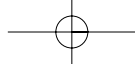
Batch code



Do not resterilize



Caution, Consult accompanying documents



**OSSTEM<sup>®</sup>**  
**IMPLANT**

